



2020

| | | | | |
|-----|---|---|-----------|----|
| | " | | " " | " |
| 1.8 | | 0 | 296526480 | 10 |

| | |
|-------|-----|
| | 2 |
| | 10 |
| | 14 |
| | 19 |
| | 47 |
| | 72 |
| | 80 |
| | 81 |
| | 82 |
| | 98 |
| | 104 |
| | 105 |
| | 227 |

2020

2020

| | | | |
|------|---------------|-------|-------|
| 1.27 | 2020 7.98% | 10.40 | 1.65% |
| | | 1.20 | 0.77% |

2020

"

"

"

"

"

"

"

"

2020

"

"

ESG

"

"

I SO14001

" " " " " "

| | |
|------|------------|
| 2020 | 3, 532. 80 |
| 2020 | |

2020 3 23

| | | | | | |
|----------------|--|-----------------------|------|------|------|
| Tesla | | " " | 2003 | | |
| | | | | | 2011 |
| BMW GROUP | | " " | 1916 | | |
| | | 2020 | 500 | 56 | |
| DAIMLER | | " " | 1886 | | |
| | | | 2020 | 500 | 20 |
| NISSAN MOTOR | | " " | 1933 | | |
| | | 83 | | 2020 | 500 |
| HELLA | | " " | 1899 | | |
| | | 40 | 100 | | |
| BOSCH | | " " | 1886 | | |
| | | 2020 | 500 | 95 | |
| TECHNICOLOR | | " " | 1893 | | |
| SHARP | | " " | 1912 | | |
| | | | 2016 | | |
| SONY | | " " | 1947 | | |
| | | | 2020 | 500 | 122 |
| PANASONIC | | " " | 1918 | | |
| | | | 2020 | 500 | 153 |
| KONICA MINOLTA | | " " | 1936 | | |
| | | OA | | | |
| JABIL | | " " | 1966 | | |
| | | " COMPAL ELECTRONICS" | 1984 | | |
| | | | | 2020 | 500 |
| | | 396 | | | |
| | | " KINPO" | 1973 | | |
| SAGEMCOM | | " " | | | |

| | | | | |
|-----------|--|-----|---|--------------|
| ARRIS | | " " | 2019 | COMMSCOPE |
| COMMSCOPE | | " " | 1976 | Hickory |
| PEGATRON | | " " | 2016 | " ARRIS", |
| | | " " | 2020 | 500 269 |
| | | | 0.02 | 0.05 |
| | | | | |
| | | | | |
| | | | | |
| 5G | | | 5th generation mobile networks 5th-Generation 5G | 5th 5G 5G |
| BDU | | | Battery Disconnect Unit | , |
| BMS | | | BATTERY MANAGEMENT SYSTEM | |
| CAD | | | " Computer Aided Design" | |
| MES | | | " Manufacturing Execution System" | |
| | | | | |
| | | | | |

| | | |
|--|--|-----|
| | | |
| | | " " |
| | | " " |

| | | | |
|--|--|--|---------------------------------------|
| | | | 002937 |
| | | | |
| | | | |
| | | | |
| | | | Ningbo Sunrise Elc Technology Co.,Ltd |
| | | | Ningbo Sunrise |
| | | | |
| | | | |
| | | | 315326 |
| | | | 1511 |
| | | | 315326 |
| | | | www.zxec.com |
| | | | Sunrise001@zxec.com |

| | | |
|--|--|---------------------|
| | | |
| | | |
| | | 1511 |
| | | 0574-63411656 |
| | | 0574-63411657 |
| | | Sunrise001@zxec.com |

| | |
|--|---|
| | |
| | http://www.cninfo.com.cn |
| | |

| | |
|--|--|
| | |
| | |
| | |

| |
|--|
| |
| |
| |

128 6

| | | | | |
|--|------------------|------------------|-------|------------------|
| | 1,264,029,860.68 | 1,149,228,542.44 | 9.99% | 1,067,116,328.64 |
| | 1,002,121,754.28 | 920,847,578.14 | 8.83% | 835,359,986.54 |

0.85 2.85 3.60 7421.64 1.58 20.64% 2 2.85

1

2

| | | | | |
|--|----------------|----------------|----------------|----------------|
| | | | | |
| | 211,273,245.87 | 248,434,409.57 | 277,946,301.61 | 302,733,577.83 |
| | 24,597,801.11 | 33,244,851.61 | 35,225,470.46 | 34,162,712.19 |
| | 22,381,302.92 | 34,188,788.40 | 33,554,025.15 | 30,343,855.47 |
| | -15,359,650.40 | 64,534,285.20 | 46,375,386.13 | 189,862,457.63 |

3.60 2.85 7421.64 20.64% 1.58 2.85 0.85

2

1 -436 2 5353 3 3438

4 11685

| | 2020 | 2019 | 2018 | |
|--|--------------|---------------|---------------|----|
| | -50,551.04 | -97,562.31 | -1,497,745.93 | |
| | 3,471,529.86 | 17,936,494.31 | 4,979,593.36 | |
| | 1,200,654.35 | 293,857.22 | | |
| | 3,284,916.85 | 592,988.63 | 327,486.63 | |
| | -16,300.10 | 337,289.94 | 247,928.43 | |
| | | 2,862,399.00 | | |
| | 1,127,386.49 | 3,204,340.11 | 594,240.20 | |
| | 6,762,863.43 | 18,721,126.68 | 3,463,022.29 | -- |

1 —

1 —


1 —

CBN Commscope Compal Foxconn Pegatron Sagemcom
 Technicolor Alps Bosch Helia
 Mitsubishi Panasonic Sharp ABL
 Konica Minolta Samsung Sony


1



2



3



5G Strategy

Analytics

2019

1030

11%

2023

1570

I DC 2020 8.54 2024 14
 13% 2015 403.4
 2019 1,422 37% 2023 5,176
 Commscope Technicol or
 Sagentcom
 42% 2015 54.6 2019 221 GGI 2015—2019
 1200 2020-2025 38.2% 2025
 /
 TV TUNER OA
 ABB Koni ca MInol ta Samsung Sony 2020
 OA
 5G 2020 3.96 2024 6.37 I DC
 12.4%

1

| | | | | | | | |
|--|------|----|------|----------------|--------|----|----|
| | 2020 | 12 | 31 | 251,262,080.76 | 2019 | 12 | 31 |
| | | | | 37.60% | | | |
| | 2020 | 12 | 31 | 59,934,910.70 | 2019 | 12 | 31 |
| | | | | 26.80% | | | |
| | 2020 | 12 | 31 | 9,991,157.15 | 2019 | 12 | 31 |
| | | | 2020 | 82.64% | | | |
| | 2020 | 12 | 31 | 51,396,693.27 | 019 m" | | |

| | | | | | | | | |
|--|------|----|----|---------------|------|----|----|---------|
| | 2020 | 12 | 31 | 1,728,430.51 | 2019 | 12 | 31 | 47.94% |
| | 2020 | 12 | 31 | 91,183,036.61 | 2019 | 12 | 31 | 36.08% |
| | 2020 | 12 | 31 | 982,436.33 | 2019 | 12 | 31 | 46.80% |
| | 2020 | 12 | 31 | 11,527,826.95 | 2019 | 12 | 31 | 47.41% |
| | 2020 | 12 | 31 | 67,176.42 | | | | |
| | 2020 | 12 | 31 | -8,929,136.28 | 2019 | 12 | 31 | 625.39% |

2

| | | | | | | | | |
|------|------|--------|--|--|--|-------------------------|--------|--|
| | | | | | | | | |
| | | 2000 | | | | 2020 38.01 19.53 | 14.32% | |
| CPTS | 2019 | 499.74 | | | | 2020 614.62 56.17 | 3.78% | |

1

Commscope Compal Foxconn Pegatron Sagemcom CBN
 Technicolor
 Panasonic Sharp Alps Bosch Hellma Mitsubishi
 Samsung Sony ABB Konica Minolta



Wnd

2

30

" " " " 3
 4.03% 10.82% 39.16 2020 "

5

2020

1

" " " "

2

1

| | 2020 | | 2019 | | |
|--|------------------|--------|------------------|--------|---------|
| | | | | | |
| | 1,040,387,534.88 | 100% | 1,023,462,841.82 | 100% | 1.65% |
| | | | | | |
| | 485,730,130.04 | 46.69% | 443,562,436.28 | 43.34% | 9.51% |
| | 246,712,682.11 | 23.71% | 205,056,611.03 | 20.04% | 20.31% |
| | 195,287,090.37 | 18.77% | 241,283,059.29 | 23.58% | -19.06% |
| | 63,482,310.53 | 6.10% | 84,925,196.14 | 8.30% | -25.25% |
| | 49,175,321.83 | 4.73% | 48,635,539.08 | 4.75% | 1.11% |
| | | | | | |
| | 430,452,982.77 | 41.37% | 406,007,267.48 | 39.67% | 6.02% |
| | 199,906,996.35 | 19.21% | 219,205,940.18 | 21.42% | -8.80% |
| | 226,594,516.60 | 21.78% | 185,219,712.15 | 18.10% | 22.34% |
| | 63,651,471.63 | 6.12% | 45,779,591.04 | 4.47% | 39.04% |
| | 63,482,310.54 | 6.10% | 84,925,196.14 | 8.30% | -25.25% |
| | 56,299,256.99 | 5.41% | 82,325,134.83 | 8.04% | -31.61% |

| | | | | | |
|--|----------------|--------|----------------|--------|---------|
| | 545,491,905.78 | 52.43% | 614,132,493.00 | 60.01% | -11.18% |
| | 494,895,629.10 | 47.57% | 409,330,348.82 | 39.99% | 20.90% |

2

10%

| | | | | | | |
|--|----------------|----------------|--------|---------|---------|--------|
| | | | | | | |
| | 485,730,130.04 | 318,188,048.40 | 34.49% | 9.51% | 6.99% | 1.54% |
| | 246,712,682.11 | 173,352,667.52 | 29.73% | 20.31% | 15.47% | 2.95% |
| | 195,287,090.37 | 143,364,870.56 | 26.59% | -19.06% | -19.36% | 0.27% |
| | 63,482,310.53 | 47,149,748.04 | 25.73% | -25.25% | -23.29% | -1.89% |
| | 49,175,321.83 | 44,701,407.69 | 9.10% | 1.11% | 0.95% | 0.14% |
| | 430,452,982.77 | 283,764,373.50 | 34.08% | 6.02% | -0.87% | 4.59% |
| | 199,906,996.35 | 142,252,691.65 | 28.84% | -8.80% | -6.35% | -1.86% |
| | 226,594,516.60 | 160,153,579.19 | 29.32% | 22.34% | 23.82% | -0.85% |
| | 63,651,471.63 | 43,503,474.38 | 31.65% | 39.04% | 32.56% | 3.34% |
| | 63,482,310.54 | 47,149,748.04 | 25.73% | -25.25% | -23.29% | -1.89% |
| | 56,299,256.99 | 49,932,875.45 | 11.31% | -31.61% | -27.91% | -4.56% |
| | 545,491,905.78 | 398,592,502.48 | 26.93% | -11.18% | -11.32% | 0.12% |
| | 494,895,629.10 | 328,164,239.73 | 33.69% | 20.90% | 16.58% | 2.46% |

1

3

| | | | | | |
|--|--|--|----------|----------|--------|
| | | | 2020 | 2019 | |
| | | | 1,404.64 | 1,159.96 | 21.09% |
| | | | 1,445.85 | 1,146.71 | 26.09% |
| | | | 91.98 | 50.77 | 81.17% |

| | | | | | |
|--|--|--|-----------|-----------|---------|
| | | | 16,671.81 | 17,860.3 | -6.65% |
| | | | 13,234.79 | 16,820.53 | -21.32% |
| | | | 2,285.41 | 5,722.43 | -60.06% |
| | | | 48,924.53 | 53,167.55 | -7.98% |
| | | | 49,167.43 | 53,359.62 | -7.86% |
| | | | 4,527.97 | 4,285.07 | 5.67% |
| | | | 4,134.15 | 2,976.44 | 38.90% |
| | | | 4,310.11 | 2,714.28 | 58.79% |
| | | | 229.5 | 53.54 | 328.65% |
| | | | 1,389 | 1,582 | -12.26% |
| | | | 1,400 | 1,503 | -6.85% |
| | | | 172 | 161 | 7.45% |

30%

2020

1404.64

21.09%

2020

91.98

2019

50.77

81.17%

2020

2285.41

5722.43

2020

4134.15

2019

2976.44

38.90%

4310.11

2019

2714.28

58.79%

229.50

53.54

328.65%

4

5

| | | 2020 | | 2019 | | |
|--|--|---------------|-------|---------------|-------|--------|
| | | | | | | |
| | | 27,954,028.44 | 3.85% | 22,055,977.24 | 3.02% | 26.74% |
| | | 9,238,197.92 | 1.27% | 6,320,951.90 | 0.86% | 46.15% |
| | | 729,503.63 | 0.10% | 652,989.42 | 0.09% | 11.72% |
| | | 5,581,744.39 | 0.77% | 3,788,102.12 | 0.52% | 47.35% |

| | | | | | | |
|--|--|----------------|--------|----------------|--------|---------|
| | | 43,503,474.38 | 5.99% | 32,818,020.68 | 4.49% | 32.56% |
| | | 169,616,890.07 | 23.34% | 159,546,224.50 | 21.82% | 6.31% |
| | | 60,257,957.44 | 8.29% | 67,874,878.31 | 9.28% | -11.22% |
| | | 25,395,588.05 | 3.49% | 27,289,968.45 | 3.73% | -6.94% |
| | | 28,493,937.94 | 3.92% | 31,546,809.59 | 4.32% | -9.68% |
| | | 283,764,373.50 | 39.05% | 286,257,880.85 | 39.16% | -0.87% |
| | | 58,332,350.44 | 8.03% | 58,810,092.16 | 8.04% | -0.81% |
| | | 49,246,495.11 | 6.78% | 57,937,628.57 | 7.93% | -15.00% |
| | | 13,843,159.76 | 1.90% | 13,579,446.42 | 1.86% | 1.94% |
| | | 20,830,686.34 | 2.87% | 21,573,611.28 | 2.95% | -3.44% |
| | | 142,252,691.65 | 19.57% | 151,900,778.43 | 20.78% | -6.35% |
| | | 101,012,404.90 | 13.90% | 79,799,927.42 | 10.92% | 26.58% |
| | | 29,270,005.39 | 4.03% | 27,637,364.31 | 3.78% | 5.91% |
| | | 12,159,397.57 | 1.67% | 9,170,113.71 | 1.25% | 32.60% |
| | | 17,711,771.33 | 2.44% | 12,735,315.52 | 1.74% | 39.08% |
| | | 160,153,579.19 | 22.04% | 129,342,721.96 | 17.69% | 23.82% |
| | | 23,660,461.15 | 3.26% | 35,086,844.22 | 4.80% | -32.57% |
| | | 10,150,382.86 | 1.40% | 15,944,850.80 | 2.18% | -36.34% |
| | | 13,338,904.03 | 1.84% | 10,434,410.31 | 1.43% | 27.84% |
| | | 47,149,748.04 | 6.49% | 61,466,105.33 | 8.41% | -23.29% |

2020 43,503,474.38 5.99% 2019 32.56%

2020 169,616,890.07 23.34% 2019 21.82%

2020 60,257,957.44 8.29% 2019 9.28%

2020 25,395,588.05 3.49% 2019 3.73%

2020 28,493,937.94 3.92% 2019 4.32%

2020 283,764,373.50 39.05% 2019 39.16%

2020 58,332,350.44 8.03% 2019 8.04%

2020 49,246,495.11 6.78% 2019 7.93%

2020 13,843,159.76 1.90% 2019 1.86%

2020 20,830,686.34 2.87% 2019 2.95%

2020 142,252,691.65 19.57% 2019 20.78%

2020 101,012,404.90 13.90% 2019 10.92%

2020 29,270,005.39 4.03% 2019 3.78%

2020 12,159,397.57 1.67% 2019 1.25%

2020 17,711,771.33 2.44% 2019 1.74%

2020 160,153,579.19 22.04% 2019 17.69%

2020 23,660,461.15 3.26% 2019 4.80%

2020 10,150,382.86 1.40% 2019 2.18%

2020 13,338,904.03 1.84% 2019 1.43%

2020 47,149,748.04 6.49% 2019 8.41%

6

7

8

| | |
|--|----------------|
| | 561,968,038.10 |
| | 54.02% |
| | 0.00% |

5

| | | | |
|---|----|----------------|--------|
| | | | |
| 1 | | 223,013,259.70 | 21.44% |
| 2 | | 172,096,127.52 | 16.54% |
| 3 | | 63,842,870.53 | 6.14% |
| 4 | | 54,656,764.88 | 5.25% |
| 5 | | 48,359,015.47 | 4.65% |
| | -- | 561,968,038.10 | 54.02% |

| | |
|--|----------------|
| | 103,693,266.55 |
| | 20.27% |
| | 0.00% |

5

| | | | |
|---|--|---------------|-------|
| | | | |
| 1 | | 26,240,912.61 | 5.13% |
| 2 | | 25,173,888.75 | 4.92% |
| 3 | | 18,413,800.82 | 3.60% |
| 4 | | 17,096,858.47 | 3.34% |
| 5 | | 16,767,805.90 | 3.28% |

| | | | |
|--|----|----------------|--------|
| | -- | 103,693,266.55 | 20.27% |
|--|----|----------------|--------|

3

| | 2020 | 2019 | | |
|--|---------------|----------------|----------|------------------------|
| | 42,370,682.38 | 46,433,681.50 | -8.75% | |
| | 64,786,263.63 | 62,915,803.23 | 2.97% | |
| | 12,858,373.60 | -18,346,286.58 | -170.09% | 3120.47 419 2716 |
| | 48,278,088.48 | 53,320,921.19 | -9.46% | |

4

2020 4827.81 4.64% 259

BDU

OTT

| | 2020 | 2019 | |
|--|---------------|---------------|--------|
| | 259 | 270 | -4.07% |
| | 9.88% | 9.49% | 0.39% |
| | 48,278,088.48 | 53,320,921.19 | -9.46% |
| | 4.64% | 5.21% | -0.57% |
| | 0.00 | 0.00 | |
| | 0.00% | 0.00% | |

5



2020

| | | | | |
|-----|---------------|--------|--|--|
| | | | | |
| | 1,803,616.85 | 1.26% | | |
| | -2,444,350.24 | -1.70% | | |
| | 238,125.15 | 0.17% | | |
| | 685,859.38 | 0.48% | | |
| | 3,323,438.67 | 2.32% | | |
| "_" | 78,259.64 | 0.05% | | |
| | 380,883.09 | 0.27% | | |

1

2020

| | | | | | | |
|--|---------------|--------|--------------|-------|--------|--|
| | | | | | | |
| | 11,527,826.95 | 0.91% | 7,820,346.39 | 0.68% | 0.23% | |
| | 359,503.99 | 0.03% | 78,885.00 | 0.01% | 0.02% | |
| | -8,929,136.34 | -0.71% | 1,699,522.95 | 0.15% | -0.86% | |

2

| | | | | | | | | |
|----|---------------|--------------|--|--|------------|------------|--|---------------|
| | | | | | | | | |
| | | | | | | | | |
| 1. | 30,500,000.00 | | | | 271,300.00 | 252,800.00 | | 49,000.00 |
| 2. | 525,900.00 | 1,870,793.27 | | | | | | 2,396,693.27 |
| | 31,025,900.00 | 1,870,793.27 | | | 271,300.00 | 252,800.00 | | 51,396,693.27 |
| | 31,025,900.00 | 1,870,793.27 | | | 271,300.00 | 252,800.00 | | 51,396,693.27 |
| | 0.00 | 67,176.42 | | | | | | 67,176.42 |

3

| | | |
|---------------|----------------|---------------|
| | 105,000,000.00 | 38,020,115.26 |
| 1,168,936.23 | 2,881,956.81 | 201,198.55 |
| 293,620.50 | | |
| 15,255,290.31 | | 5,939,500.84 |

1

| | | |
|---------------|----------------|---------|
| | | |
| 93,390,894.52 | 135,293,134.88 | -30.97% |

2

3

| 1000 | | | | | | | | | | 2019 | | |
|------|--|-----|--------|--------|--|-------|--------|--|------|------|------|--------|
| RFTU | | | | | | | | | | | | |
| NER | | | | | | | | | | | | |
| 1000 | | C39 | | | | | | | | 2020 | 2018 | |
| | | | 26,405 | 81,802 | | 59.45 | 38,141 | | | | 11 | 2018-0 |
| | | | ,474.5 | ,574.5 | | % | ,200.0 | | 0.00 | | 16 | 22 |
| | | | 9 | 9 | | | 0 | | | | | |
| | | | | | | | | | | 2020 | | |

| | | | | | | | | | | | | |
|--|--|--|-----|---------------|----------------|----|--------|---------------|------|------------------|------------------|--------------|
| | | | | | | | | | | | | |
| | | | C39 | 18,836,093.86 | 18,836,093.86 | | 26.91% | 30,930,900.00 | 0.00 | 2020 12 29 | 2020 03 26 | 2020-0 28 |
| | | | | 45,241,568.45 | 100,638,668.45 | -- | -- | 69,072,100.00 | 0.00 | 2022.2 | -- | -- |

4

1

2

| | | | | | | | | | | | | |
|--|--|--|--|--|--|--|--|--|--|--|--|--|
| | | | | | | | | | | | | |
|--|--|--|--|--|--|--|--|--|--|--|--|--|

| | | | | | |
|--------|------|------|--------|--------|-----|
| | 2019 | 2020 | | | |
| 2,143. | 10 | 01 | 2,143. | 2,143. | |
| 8 | 09 | 31 | 8 | 8 | 9.6 |

| | | | | | |
|--------|------|------|--------|--------|------|
| | 2020 | 2020 | | | |
| 2,805. | 03 | 04 | 2,805. | 2,805. | -13. |
| 6 | 18 | 22 | 6 | 6 | 08 |

| | | | | | |
|--------|------|------|--------|--------|-----|
| | 2020 | 2020 | | | |
| 2,121. | 03 | 06 | 2,121. | 2,121. | 0.0 |
| 6 | 19 | 05 | 6 | 6 | 9 |

| | | | | | |
|--------|------|------|--------|--------|-----|
| | 2020 | 2020 | | | |
| 2,121. | 03 | 06 | 2,121. | 2,121. | 7.9 |
| 9 | 19 | 30 | 9 | 9 | 9 |

| | | | | | |
|--------|------|------|--------|--------|-----|
| | 2020 | 2020 | | | |
| 2,134. | 03 | 07 | 2,134. | 2,134. | 25. |
| 5 | 23 | 31 | 5 | 5 | 05 |

| | | | | | |
|-------|------|------|-------|-------|------|
| | 2020 | 2020 | | | |
| 353.4 | 03 | 06 | 353.4 | 353.4 | -0.1 |
| 6 | 19 | 24 | 6 | 6 | 3 |

353.6
9

| | | | | | | | | |
|--|--------|------|------|--|--------|--------|--|-----|
| | 8 | 03 | 06 | | 8 | 8 | | 1 |
| | | 20 | 24 | | | | | |
| | | 2020 | 2020 | | | | | |
| | 2,137. | 05 | 08 | | 2,137. | 2,137. | | 50. |
| | 95 | 22 | 31 | | 95 | 95 | | 13 |
| | | 2020 | 2020 | | | | | |
| | 354.6 | 05 | 12 | | 354.6 | 354.6 | | 2.2 |
| | 3 | 07 | 24 | | 3 | 3 | | 9 |
| | | 2020 | 2020 | | | | | |
| | 356.5 | 05 | 12 | | 356.5 | 356.5 | | 8.2 |
| | 1 | 25 | 31 | | 1 | 1 | | 7 |

| | | | | | | | | | | | | | | |
|--|--|--|--|--------------|------------------|------------------|-------------|--------------|---------------|--|---------------|------------|------------|---|
| | | | | | 29 | 24 | | | | | | | | |
| | | | | 329.5 | 2020 12 31 | 2021 07 30 | | 329.5 | | | | 329.5 | 0.33% | 0 |
| | | | | 27,14 9.7 | -- | -- | 2,143. 8 | 25,00 5.9 | 17,00 5.24 | | 10,14 4.46 | 10.13 % | 328 .49 | |
| | | | | | | | | | | | | | | |
| | | | | | | | | | | | | | | |
| | | | | 2020 03 27 | | | | | | | | | | |
| | | | | 2020 04 20 | | | | | | | | | | |
| | | | | 1 | | | | | | | | | | |
| | | | | 2 | | | | | | | | | | |
| | | | | 3 | | | | | | | | | | |
| | | | | 4 | | | | | | | | | | |
| | | | | 5 | | | | | | | | | | |
| | | | | 328.49 | | | | | | | | | | |
| | | | | | | | | | | | | | | |
| | | | | | | | | | | | | | | |

| | |
|--|--|
| | |
|--|--|

5

1

| 2018 | IPO | 39,739.65 | 7,327.88 | 19,450.49 | 7,000 | 20,760.1 | 52.24% | 22,191.82 | 13,400.00 | 0 |
|------|-----|-----------|----------|-----------|-------|-----------|--------|-----------|-----------|-----------|
| | | | | | | | | | 2,289.81 | |
| | | | | | | | | | 4,502.01 | |
| | | | | | | | | | 2,000.00 | |
| | -- | 39,739.65 | 7,327.88 | 19,450.49 | 7,000 | 20,760.1 | 52.24% | 22,191.82 | -- | 0 |
| | | | | | | | | | | |
| 336 | | 45,724.00 | | 2018 1399 | A | 4,600 | | | 9.94 | |
| | | 2018 9 18 | | 3,396.23 | | 42,327.77 | | | | |
| | | | | | | 2,588.12 | | | | 39,739.65 |
| | | | | | | | | | | 2018 |
| | | | | 12,122.61 | | | | | | |
| | | 1,630.45 | | 2020 | | 7,327.88 | | 2020 | | |

| | | | | | | | | | | |
|------|----|----|--|--|--|-----------|--|--|--|-----------|
| | | | | | | 272.21 | | | | 19,450.49 |
| | | | | | | 1,902.66 | | | | |
| 2020 | 12 | 31 | | | | 22,191.82 | | | | |

2

| | | | 1 | | 2 | 3 2 / 1 | | | | |
|---|----|--------------|--------------|--------------|--------------|---------------|------------------|---|----|----|
| 1. 1000 RFTUNER 1000 1000 STB 900 | | 13,227. 7 | 13,227. 7 | 1,894.6 4 | 6,411.4 8 | 48.47% | 2021 08 01 | | | |
| 2. 1000 RFTUNER 1000 | | 13,760. 1 | 13,760. 1 | 2,640.5 5 | 8,180.2 6 | 59.45% | 2021 08 01 | | | |
| 3. | | 2,221.5 2 | 2,221.5 2 | 439.14 | 2,135.6 5 | 96.13% | 2021 08 01 | | | |
| 4. | | 7,000 | 7,000 | 1,883.6 1 | 1,883.6 1 | 26.91% | 2022 02 01 | | | |
| 5. | | 3,117.7 | 3,117.7 | 469.94 | 839.49 | 26.93% | 2021 08 01 | | | |
| 6. | | 412.63 | 412.63 | | | | | | | |
| | -- | 39,739. | 39,739. | 7,327.8 | 19,450. | -- | -- | 0 | -- | -- |

| | | | | | | | | | | |
|------|----|---------------|---------------|--------------|---------------|------|---------|------|-----|------|
| | | 65 | 65 | 8 | 49 | | | | | |
| | | | | | | | | | | |
| | | | | | | | | | | |
| | -- | 39,739. 65 | 39,739. 65 | 7,327.8 8 | 19,450. 49 | -- | -- | 0 | -- | -- |
| | | | | | | | | | | |
| | | | | | | | | | | |
| | | | | | | | | | | |
| | | | | | | | | | | |
| | | | | | | | | | | |
| | | 2018 | 11 | 16 | | 2018 | 12 | 5 | | |
| | | | | " | " | | | " | | " |
| 2000 | | RFTUNER | 2000 | | 1000 | | STB | | 900 | |
| | | | | " | " | 1000 | RFTUNER | 1000 | | " |
| | | 2019 | 8 | 23 | | 2019 | 9 | 10 | | |
| | | " | 1000 | RFTUNER | 1000 | | 1000 | | STB | |
| | | 900 | | | | | " | | | |
| " | | 1000 | RFTUNER | 1000 | | " | | | | |
| | | 2020 | 3 | 26 | | 2020 | 4 | 17 | | 2019 |
| | | | | | " | | " | | | |
| | | | | | | | " | | | |
| | | | | | | | | | | |
| | | | | | | | | | | |
| | | | | | | | | | | |
| | | | | | | | | | | |
| | | 2018 | 9 | 27 | | | | | | |
| | | | | 3,520.95 | | | | | | |
| | | | | | | 2018 | 12 | 31 | | |

| | | |
|--|----------------|------------|
| | A | 3,520.95 |
| | 3,520.95 | |
| | | |
| | | |
| | 2020 8 24 | 24,000 |
| | 2020 9 10 2020 | 2020 12 |
| | 2020 12 31 | 13,400 700 |
| | 1,345.38 | 2,000 |
| | | |

3

| | | 1 | 2 | 3 = 2 / 1 | | | | |
|------------------|------------------|----------|----------|--------------|--------|---------------|--|--|
| 1000 | 2000 | | | | | | | |
| RFTUNE R 1000 | RFTUNE R 2000 | 13,227.7 | 1,894.64 | 6,411.48 | 48.47% | 2021 08 01 | | |
| 1000 | 1000 | | | | | | | |
| STB | STB | | | | | | | |

| | | | | | | | | | |
|--|----|-----------|--------------|----------|---------|---------------|--------------|------|----|
| | | | | | | | | | |
| | | 7,000 | 1,883.61 | 1,883.61 | 26.91% | 2022 02 01 | | | |
| | -- | 36,209.32 | 6,857.94 | 18,611 | -- | -- | 0 | -- | -- |
| | | | 2018 11 16 | | | | 2018 12 5 | | |
| | | | " | | | | " " | | |
| | | | 1000 | STB | | " 2000 | RFTUNER 2000 | | |
| | | | " " | 1000 | RFTUNER | 1000 | " | | |
| | | | 2019 8 23 | | | | 2019 9 10 | | |
| | | | 1000 | STB | | " 1000 | RFTUNER 1000 | | |
| | | | " | | | " 1000 | | | |
| | | | RFTUNER 1000 | | " | | | | |
| | | | 2020 3 26 | | | | 2020 4 17 | 2019 | |
| | | | " | | | | | " | |
| | | | " | | | | | " | |
| | | | | | | | | | |
| | | | | | | | | | |

2

10%

| | | | | | | | | |
|--|--|--|----------------|-------------------|-------------------|-------------------|------------------|------------------|
| | | | | | | | | |
| | | | 195 | 78,763,984 .31 | 65,217,090 .61 | 39,477,063 .44 | 7,751,699. 11 | 5,766,845. 34 |
| | | | 2,800 | 33,293,847 .11 | 32,823,012 .78 | 4,260,053. 51 | 2,980,528. 91 | 2,732,476. 02 |
| | | | 798.71127 3 | 24,498,397 .51 | 19,353,370 .28 | 32,885,330 .27 | 1,989,948. 80 | 1,855,825. 32 |
| | | | 9210.2621 | 175,535,20 | 124,097,88 | 190,459,04 | 22,966,379 | 20,484,254 |

40

| | | | | | | | | |
|---|--|---------|--------------------------------|--------------------|--------------------|--------------------|-------------------|-------------------|
| | | | | 9.71 | 7.90 | 5.85 | .84 | .54 |
| | | / | 10,000 | 72,325,606 .07 | 872,824.85 | 205,828,26 5.84 | 3,007,726. 07 | 3,011,176. 27 |
| | | / OA | 300 156000100 HKD | 179,752,07 5.03 | 131,797,07 5.19 | 131,285,99 5.08 | -3,374,400. 62 | -3,375,038. 01 |
| CPT SINGAP ORE CO.,PTEL TD. | | | 1 100,000 2 1,425,000 | 37,887,661 .17 | 29,797,080 .94 | 42,411,419 .82 | 3,876,170. 60 | 3,876,170. 60 |
| | | | 2000 | 135,664,73 0.46 | 129,268,32 8.14 | 2,623,023. 45 | -1,393,630. 45 | -1,394,267. 84 |

| | | | | | | | | |
|--|--|------|-------------------|--------------------|--------------------|--------------------|-------------------|-------------------|
| | | 100% | | | | | | |
| | | | 10,321,034 302 | 188,741,20 0.87 | 141,121,91 8.48 | 186,801,43 5.81 | 16,867,579 .85 | 15,246,790 .74 |

| | | | | |
|--------------------------------|--|----------------|----------------|----------------|
| | | 2004 04 09 | 10,321.034302 | 100% |
| 69 | | | | |
| 2020 12 31 | | 188,741,200.87 | 141,121,918.48 | 2020 |
| 186,801,435.81 | | 15,246,790.74 | | |
| 2020 | | 18680.14.59 | 14.73% | 1524.68 |
| | | | | 0.77% 2020 |
| | | / | | |
| 1 | | 2006 03 31 | 9210.2621 | 100% |
| 2020 12 31 | | 175,535,209.71 | 124,097,887.90 | 2020 |
| 190,459,045.85 | | 20,484,254.54 | | |
| 2 | | 2005 2 14 | 10,000 | 100% |
| 25 A-C | | | | 9-23 |
| | | | | 2020 12 31 |
| 179,752,075.03 | | 131,797,075.19 | 2020 | 131,285,995.08 |
| -3,375,038.01 | | | | |
| 2020 | | / | | |
| | | 7,000 RMB | " | " |
| 12 | | | | 2020 |
| | | 2019 | 2,000 | 2020 |
| | | 2 18 | | 2020 |
| | | 2,623,023.45 | -1,394,267.84 | |
| 3 CPT SINGAPORE CO., PTE. LTD. | | | | 1 100,000 |
| 2 1,425,000 | | 2020 12 31 | CPTS | 37,887,661.17 |
| 42,411,419.82 | | 2019 | 197.83% | 3,876,170.60 |
| | | | | 425.38% |
| | | 2020 | | 2020 |
| | | CPTS | | 2021 |

1

2

" " 5G " " " "

BDU/PDU

1 2021

2021

" " 5G " " " " 25

2021

"

"

2 2021

2021

" "

2025 /

2021

" "

" "

2021

" "

" "

3 2021

1

6

44



1

| 2020 04 29 | 1511 | | | | | 2020-001 |
|---------------|------|--|--|---------|--|----------|
| 2020 09 28 | 1511 | | | 44 4 | | 2020-002 |


| | |
|--|--|
| | |
| | |
| | |
| | |
| | |
| | |
| | |

3

| | | | | |
|----|-------------|------------|-------------|---------|
| 1. | 2020 | 2021 3 22 | 297526500 | 1000020 |
| | 296,526,480 | 10 | 1.80 | |
| 2. | 2019 | 2019 12 31 | 294 400 000 | 10 |
| | 1.20 | | | |
| 3. | 2018 | 2018 12 31 | 184 000 000 | 10 |
| | 3.00 | 10 6 | | |

| | | | | | | | |
|------|-------------------|--------------------|--------|------|--|-------------------|--------|
| | | | | | | | |
| 2020 | 53,374,766.0 0 | 127,230,835. 37 | 41.95% | 0.00 | | 53,374,766.0 0 | 41.95% |
| 2019 | 35,328,000.0 | 138,271,078. | 25.55% | 0.00 | | 35,328,000.0 | 25.55% |

| | | | | | | | | |
|--|--|---------|---|---|----|----|-----|--|
| | | 1 | | | | | | |
| | | | | 2 | | | | |
| | | | 3 | | | | | |
| | | 6 | | | 20 | | | |
| | | | 6 | | | | | |
| | | | 6 | 4 | | 20 | | |
| | | [2017]9 | | | | 18 | 202 | |
| | | | | | | 09 | 1 | |
| | | | | | | 26 | 9 | |
| | | | | 5 | | | 25 | |
| | | 6 | | | | | | |
| | | 1 | | | | 20 | | |
| | | | | | | 18 | 202 | |
| | | | | 2 | | 09 | 1 | |
| | | | | | | 26 | 9 | |
| | | | 3 | 1 | | | 25 | |



3

6

20

6

6

4

[2017]9

| | | | | | | | |
|--|--|---------|---|---|---|----------------------|---------------------|
| | | | | | | | |
| | | 1 | 2 | 3 | 4 | | |
| | | [2017]9 | | | 5 | 20 18 09 26 | 202 2 9 25 |
| | | 1 | | | | 20 18 09 | 201 9 9 |
| | | | 2 | | | 09 | 29 |

| | | | | | | | | |
|--|--|--|----|---|---------|---|----|-----|
| | | | 6 | 5 | | | | |
| | | | | | [2017]9 | | | |
| | | | | 6 | | | | |
| | | | | | 6 | | | |
| | | | | | | 7 | | |
| | | | 1 | | | | | |
| | | | | 2 | | | | |
| | | | | | | 3 | | |
| | | | 1 | | | | | |
| | | | | | | | 20 | |
| | | | | | | | 18 | |
| | | | | | | | | 202 |
| | | | | | | | | 1 |
| | | | | | | | | 3 |
| | | | | | | | | 9 |
| | | | | | | | 26 | |
| | | | | | 4 | | | |
| | | | | | | 6 | | |
| | | | 20 | | | | | |
| | | | | | | | | 6 |

| | | | | | |
|--|--|----|--|----------------------|---------------------|
| | | | | | |
| | | 20 | | 20 18 09 26 | 202 1 9 25 |
| | | 20 | | 20 18 09 26 | 202 1 9 25 |

| | | | | | | | | |
|--|--|--|----|------|---|----------------------|---------------------|--|
| | | | 20 | | | 20 18 09 26 | 202 1 9 25 | |
| | | | | | | | | |
| | | | / | 6 | / | 20 20 02 05 | 202 1 2 4 | |
| | | | | 2015 | | | | |

| | | | | | | |
|--|--|--|--|--|--|--|
| | | | | | | |
| | | | | | | |
| | | | | | | |

2

" "

1. 2020 1 1

14 --

2020 1 1

| | 2020 1 1 | |
|--|------------|-------------|
| | 2019 12 31 | 2020 1 1 |
| | 347,617.55 | -347,617.55 |
| | | 321,595.27 |
| | | 26,022.28 |

2 2020 1 1

2019

13

| | |
|--|-------|
| | |
| | 76.53 |
| | 5 |
| | |
| | 2 1 |

1

| | | | | | | | | | | | | | 2020 |
|--|--|--|--|--|--|-------|-----------|----|--|--|--|------------------|------|
| | | | | | | 18.58 | 3.17 % | 40 | | | | 2020 03 27 | 2021 |

| | | | | | | | | | | | | | |
|--|--|--|--|--|--|------------|------------|-------|--|--|--|------------------|------------------|
| | | | | | | | | | | | | | 2021- |
| | | | | | | | | | | | | | 2019 |
| | | | | | | 47.9 | 8.16 % | 50 | | | | 2020 03 27 | 2020 |
| | | | | | | | | | | | | | 2020- 030 |
| | | | | | | 170.0 9 | 28.98 % | 1,000 | | | | 2020 03 27 | 2019 2020 |

| | | | | | | | | | | | | | |
|--|--|--|--|----|----|--------|--------|-------|----|----|----|----------|----------|
| | | | | | | | | | | | | | 2020-030 |
| | | | | | | | | | | | | | 2019 |
| | | | | | | 351.27 | 59.69% | 1,500 | | | | 20200327 | 2020 |
| | | | | | | | | | | | | | 2020-030 |
| | | | | -- | -- | 586.84 | -- | 2,590 | -- | -- | -- | -- | -- |
| | | | | | | | | | | | | | |
| | | | | | | | | | | | | | |
| | | | | | | | | | | | | | |

2

3

63

4

5

2020 12 31 ,

| | | |
|--|--|--|
| | | |
|--|--|--|

1

1

2

3

m

| | | | | | |
|----|---------------------|------|------------------------|---|----------|
| 4 | | | 2019.04.01-2021.06.30 | 4,800 / | 600.00 |
| 5 | | | 2020.1.1-2020.12.31 | 803,682 / | 2,178.00 |
| 6 | LI KEE 1976 PTE LTD | CPTS | 2019.2.1-2021.1.31 | 3,531 / | |
| 7 | | | 2019.2.1-2020.1.31 | 23,250 / | 1,450 |
| 8 | | | 2020. 2 1- 2021. 1. 31 | 23,250 / | 1,450 |
| 9 | | | 2019.4.15-2022.4.14 | 2019 4 15 2020 4 14 68,783.64 2020 4 15 2022 4 14 75,036.7 | 513.95 |
| 10 | | | 2019.10.01-2020.12.31 | 4,400 / | 132.84 |

1

2160

2

3

2,178

4 CPTS

5

10%

10%

2

1

| | | | | | | | | |
|--|---------------|-------|---------------|-------|--|--|--|--|
| | | | | | | | | |
| | | | | | | | | |
| | | | | | | | | |
| | | | | | | | | |
| | 2020 03 27 | 3,000 | 2020 04 27 | 3,000 | | | | |

| | | | | |
|--|--|--------|--------|---|
| | | | | |
| | | 20,000 | 13,400 | 0 |
| | | 12,135 | 0 | 0 |
| | | 3,900 | 2,000 | 0 |
| | | 36,035 | 15,400 | 0 |

2


4

5

| | | | | | | | | | | | | | | |
|--|---|--|------|--|--|--|--|--|--|--|--|--|------|--|
| | | | | | | | | | | | | | | |
| | " | | | | | | | | | | | | | |
| | " | | 2019 | | | | | | | | | | 2019 | |
| | " | | 12 | | | | | | | | | | 12 | |
| | " | | 24 | | | | | | | | | | 31 | |
| | " | | | | | | | | | | | | | |

| | | | 1 | | 48.8mg/l 70mg/l 0.27mg/l 8mg/l 0.059mg/l 0.3mg/l 0.17mg/l 0.5mg/l | GB21900 -2008 | 5302 / | 11700 / | |
|--|--|--|---|--|--|---------------------------|--------------------------------------|---------|--|
| | | | 1 | | 0.2mg/ m3 3.05mg /m3 30mg/m3 30mg/m3 | GB21900 -2008 | 5300m3/h | | |
| | | | 1 | | 0.01mg /m3/m3 0.5mg/m3 | GB21900 -2008 | 22400m3/ h | | |
| | | | 2 | | 0 | | 0 | 20160 / | |
| | | | 3 | | 1.06mg/m 3 1.002mg/ m3 0.115mg/ m3 | GB 16297- 1996 5 | 0.215 / 0.18 / 0.00067 / | | |

| | | | | | | | | | |
|--|--|--|--|--|--|----------|--|--|--|
| | | | | | | 30mg/m3 | | | |
| | | | | | | 30mg/m3 | | | |
| | | | | | | 0.5mg/m3 | | | |



| | | | |
|-------------------|------------|--|----------|
| 1 | 7,000 | | |
| 2,210.2621 | 9,210.2621 | | |
| www.cninfo.com.cn | | | |
| | 2020-028 | | 2020-046 |
| 2 | 2020 12 29 | | |
| www.cninfo.com.cn | | | 2020-090 |

1

| | 198,470,496 | 67.42% | | | | -1,632,484 | -1,632,484 | 196,838,012 | 66.86% |
|---|-------------|---------|--|--|--|------------|------------|-------------|---------|
| 1 | | | | | | | | | |
| 2 | | | | | | | | | |
| 3 | 191,097,984 | 64.91% | | | | 825,020 | 825,020 | 191,923,004 | 65.19% |
| | 191,097,984 | 64.91% | | | | | | 191,097,984 | 64.91% |
| | | | | | | 825,020 | 825,020 | 825,020 | 0.28% |
| 4 | 7,372,512 | 2.50% | | | | -2,457,504 | -2,457,504 | 4,915,008 | 1.67% |
| | 7,372,512 | 2.50% | | | | -2,457,504 | -2,457,504 | 4,915,008 | 1.67% |
| | | | | | | | | | |
| | 95,929,504 | 32.58% | | | | 1,632,484 | 1,632,484 | 97,561,988 | 33.14% |
| 1 | 95,929,504 | 32.58% | | | | 1,632,484 | 1,632,484 | 97,561,988 | 33.14% |
| 2 | | | | | | | | | |
| 3 | | | | | | | | | |
| 4 | | | | | | | | | |
| | 294,400,000 | 100.00% | | | | 0 | 0 | 294,400,000 | 100.00% |

| | | | | |
|-----------|-----------|---------|---------|-----------|
| 2020 2 6 | | | | 2020-008 |
| 2020 6 30 | | | | |
| 1,100,027 | | 275,007 | 825,020 | |
| 2020 9 24 | | | | |
| 2020-079 | 2020 9 30 | | | 2,457,504 |
| | 0.83% | | | |

2

| | 0 | 765,020 | | 765,020 | 6 25% | 2021.2.6 |
|--|------------|---------|---|------------|----------|-----------|
| | 0 | 60,000 | | 60,000 | 6 25% | 2021.2.6 |
| | 22,080,000 | | 0 | 22,080,000 | | 2021.9.26 |

| | | | | | | |
|--|-------------|---------|-----------|-------------|----------|-----------|
| | 72,259,670 | | 0 | 72,259,670 | | 2021.9.26 |
| | 40,848,000 | | 0 | 40,848,000 | | 2021.9.26 |
| | 6,935,990 | | 0 | 6,935,990 | | 2021.9.26 |
| | 7,372,512 | | 2,457,504 | 4,915,008 | 1 25% | 2019.9.26 |
| | 27,525,149 | | 0 | 27,525,149 | | 2021.9.26 |
| | 13,488,893 | | 0 | 13,488,893 | | 2021.9.26 |
| | 7,960,282 | | 0 | 7,960,282 | | 2021.9.26 |
| | 198,470,496 | 825,020 | 2,457,504 | 196,838,012 | -- | -- |

1

2

3

1

| | | | | | | | |
|--|--------|--|--------|--|---|--|---|
| | 17,870 | | 18,529 | | 0 | | 0 |
|--|--------|--|--------|--|---|--|---|

| | | | | | 8 | | | 8 |
|--|--|--------|------------|--|------------|-----------|--|------------|
| | | 5% | | | 10 | | | |
| | | | | | | | | |
| | | 24.54% | 72,259,670 | | 72,259,670 | | | 42,500,000 |
| | | 13.88% | 40,848,000 | | 40,848,000 | | | |
| | | 9.35% | 27,525,149 | | 27,525,149 | | | |
| | | 7.50% | 22,080,000 | | 22,080,000 | | | 15,920,000 |
| | | 4.58% | 13,488,893 | | 13,488,893 | | | |
| | | 3.34% | 9,830,016 | | 4,915,008 | 4,915,008 | | |

| | | |
|---|---------|---------|
| 2 | | |
| . | 7,960,2 | 7,960,2 |
| 7 | 82 | 82 |
| 0 | | |
| % | | |
| 2 | | |
| . | 6,935,9 | 6,935,9 |
| 3 | 90 | 90 |
| 6 | | |
| % | | |
| 1 | | |
| . | 5,399,4 | 5,399,4 |
| 8 | 20 | 20 |
| 3 | | |
| % | | |

| | | | | |
|----|----|-----------|--|-----------|
| # | | 1,922,700 | | 1,922,700 |
| | | 778,500 | | 778,500 |
| # | | 749,600 | | 749,600 |
| | | 699,933 | | 699,933 |
| | | 645,800 | | 645,800 |
| | | 515,500 | | 515,500 |
| 10 | | | | |
| 10 | 10 | | | |
| 10 | | | | |
| | 4 | | | |

10 10

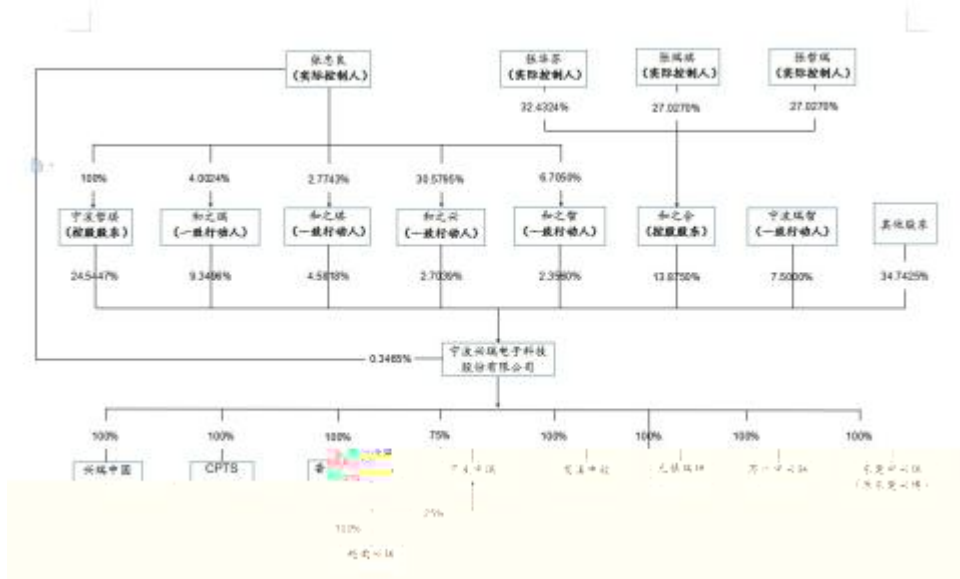
10 10

2

| | | | | |
|--|---|------------|--------------------|--|
| | / | | | |
| | | 2011 12 16 | 913302825874568231 | |
| | | 2013 06 05 | 91330282066649662N | |
| | | | | |


3

| | | | |
|--|--|--|--|
| | | | |
|--|--|--|--|



4 10%

5



| | 2020 | 2023 | | | |
|----|------|------|------------|-----------|------------|
| 55 | 01 | 16 | 76,634,832 | 1,020,271 | 77,655,103 |
| | | | | | |
| 45 | 01 | 16 | 14,216,836 | 80,000 | 14,296,836 |
| | | | | | |
| 49 | 01 | 16 | 11,460,471 | | 11,460,471 |
| | | | | | |
| 53 | 01 | 16 | 1,177,344 | | 1,177,344 |
| | | | | | |
| 53 | 01 | 16 | 790,502 | | 790,502 |
| | | | | | |
| 48 | 01 | 16 | 0 | | 0 |
| | | | | | |
| 54 | 01 | 16 | | | |

| | | | | | | | | | | | | |
|--|----|----|----|----|------------------|------------------|-----------------|---------------|---|---|--|-----------------|
| | | | | | 24 | 16 | | | | | | |
| | | | | 39 | 2017 02 24 | 2020 01 16 | 0 | | | | | 0 |
| | | | | 56 | 2020 01 16 | 2023 01 16 | 790,50 2 | | | | | 790,50 2 |
| | | | | 55 | 2020 01 16 | 2023 01 16 | 0 | | | | | 0 |
| | | | | 60 | 2020 01 11 | 2023 01 11 | 1,194,1 63 | | | | | 1,194,1 63 |
| | | | | 46 | 2017 02 24 | 2020 01 16 | 243,87 8 | | | | | 243,87 8 |
| | | | | 55 | 2020 01 11 | 2023 01 11 | 824,14 1 | | | | | 824,14 1 |
| | | | | 47 | 2020 01 11 | 2023 01 11 | 521,39 5 | | | | | 521,39 5 |
| | | | | 47 | 2020 01 11 | 2023 01 11 | 1,103,9 99 | | | | | 1,103,9 99 |
| | | | | 43 | 2020 01 11 | 2023 01 11 | 630,72 0 | | | | | 630,72 0 |
| | | | | 48 | 2020 01 11 | 2023 01 11 | 504,57 6 | | | | | 504,57 6 |
| | | | | 45 | 2020 01 11 | 2023 01 11 | 395,25 1 | | | | | 395,25 1 |
| | -- | -- | -- | -- | -- | -- | 110,488 ,610 | 1,100,0 27 | 0 | 0 | | 111,588 ,637 |

| | | | 2020 01 16 | |
|------------------|--|--|---------------|--|
| | | | 2020 01 16 | |
| | | | 2020 01 16 | |
| | | | 2020 01 16 | |
| | | | 2020 01 16 | |
| | | | 2020 01 16 | |
| | | | 2020 01 16 | |
| | | | 2020 01 16 | |
| SEAH KIAN WEE | | | 2020 01 16 | |
| | | | 2020 01 16 | |
| | | | 2020 01 16 | |
| | | | 2020 01 16 | |
| | | | 2020 01 16 | |
| | | | 2020 01 16 | |
| | | | 2020 01 11 | |
| | | | 2020 01 11 | |
| | | | 2020 01 11 | |
| | | | 2020 01 11 | |
| | | | 2020 01 | |

| | | | | |
|--|--|--|---------------|--|
| | | | 11 | |
| | | | 2020 01 11 | |
| | | | 2020 01 11 | |

1 1990 1966 12 7

CPT International DGF CPTKK CPTS

2 2001 1976 7 1996

Welgrow Profits Inc

International Asia Treasury Management Institute Limited CPT CPT

3 2001 2014 5 1972 7 1990 9
2013 1 2015 6

4 1973 02 08 1995 7 1997 6 1997 7 2007 5
2007 6 2011 7 2011

8 2013 7 2015 3 2019 6 2013 8 2015 2
2019 7

25 29

1997 2016

GL8 550 A G10

D50 2010 2011

2010 2004

| | | | | | | | | | | | | | | |
|----------------------------|----------|------|------------------------------------|------|--------|------|----------|--|----------|-------|----------|-------|------|---------------------------------|
| | 2011 | | | | | | | | 2015 | 3 | | | | |
| | | | 60 | | 10 | | 4 | | 5 | | 1 | | | |
| | | | 300473 | | 603037 | | 603586 | | [300748] | | [603161] | | | |
| [603596] | [300750] | | 001 | | | | [688099] | | | | | | | |
| 5 | | | | | | | 1968 | 4 | | 1987 | 8 | 1990 | 9 | |
| | | | 1990 | 10 | 1991 | 2 | | | | 1991 | 3 | 1995 | | |
| 5 | | | 1995 | 6 | 1997 | 4 | | | | 1997 | 5 | | | |
| | 2001 | 12 | | | | | | | | | | | | |
| | 2015 | 12 | | | 2016 | 11 | | | | | | | | |
| 6 | | | | | | | 1968 | 9 | | | | | 1991 | |
| 2000 | | | | | | 2000 | 2002 | | | | | | | |
| 2002 | | | | | | | 2014 | 5 | 2016 | 9 | | | | |
| | 2016 | 3 | 2016 | 7 | | 2016 | 10 | | | | | | | |
| 7 | | | | | | | 1967 | 3 | 16 | | | | | |
| | 1990 | 1994 | | | | | | | 1997 | 1998 | | | | |
| | | 1998 | 2008 | | | | | | | 2008 | 2014 | | | |
| | | 2014 | | | | | | | 2007 | 2014 | | | | |
| | 2010 | 2013 | | | | | | | 2010 | 9 | 2016 | 6 | | |
| | | 2010 | 10 | 2017 | 6 | | | | | 2013 | 9 | 2016 | 9 | |
| | | | | 2014 | 5 | 2017 | 2 | | | | | | 2013 | |
| 6 | 2019 | 6 | | | | | | | 2020 | 1 | 16 | | | |
| | | 2019 | 8 | 16 | | | | | | | | 2020 | 11 | 6 |
| | | | | | | 2020 | 5 | 30 | | | | | 2020 | 11 |
| 17 | | | | | | | | | | | | | | |
| 8 | EAH | A | EE | | | 1963 | 06 | 07 | | | | | | University of California |
| at Los Angeles | | | | | | CFA | | | | 1986 | 5 | -1986 | 9 | |
| Texas Instrument Singapore | | | 1988 | 8 | -1989 | 1 | | Netband Technology | | 1989 | 1 | -1990 | 6 | |
| Singapore Telecom | | | 1990 | 6 | -1992 | 3 | | Information and Technical Services | | | | 1992 | 4 | |
| -1992 | 5 | | Information and Technical Services | | | | | 1992 | 5 | -1997 | 7 | | | Vannet-Cybercom |
| Communications | | | 1997 | 7 | | | | UOB Venture Management Pte Ltd/Singapore | | | | / | 2004 | |
| 4 | | | | | | | | 2019 | 9 | 10 | | | | |
| 9 | | | 1963 | 9 | | | | | | | | 2004 | 9 | 2015 |
| 12 | | | | | | | | 2005 | 9 | 2015 | 12 | | | |
| | 2012 | 11 | 2015 | 12 | | | | | | | | 2012 | 11 | 2015 |
| 12 | | | | | | 2005 | 8 | 2011 | 5 | | | | | China Precision Technology Ltd. |
| 2005 | | | | | | | | | | 2017 | 8 | | | |
| | | | 2017 | 8 | | | | | | 2017 | 11 | | | |
| | | | 2018 | 7 | 5 | | | | | | | 2018 | 12 | |
| | 2019 | 9 | | | | | | | | 2019 | 12 | | | |
| 10 | | | | | | | | 1965 | 10 | | | | 1989 | 8 |

| | | | | | | | | | | | | | | | |
|------|------|------|------|------|------|------|----|------|------|------|------|------|------|---|------|
| 1991 | 9 | | | 1991 | 10 | 2000 | 4 | | | 2000 | 5 | 2000 | 7 | | |
| | | | | 2000 | 8 | 2002 | 3 | | | 2010 | 7 | 2013 | | | |
| 7 | | | | | | | | | | 2013 | 7 | 2015 | 10 | | |
| | | | | | | 2010 | 11 | 2016 | 3 | | | | | | |
| 2011 | 9 | 2015 | 9 | | | | | 2015 | 9 | | | | | | |
| 2015 | 12 | 2017 | 11 | | | | | 2016 | 5 | | | | | | |
| | 2016 | 6 | | | | 2015 | 11 | 2020 | 10 | | 2016 | 7 | 2019 | 6 | 25 |
| | | | 2016 | 6 | 2018 | 8 | | | 2010 | 12 | 2017 | 8 | | | 2010 |

18
6
2004 8
2013 2017 8
1978 12
2003 7 2004 8
2015 10 2016 9
2001 6 2003
2016 9

| | | | | | |
|--|----|--|---------------|---------------|--|
| | | | | | |
| | | | 2011 12 16 | | |
| | | | 2013 06 06 | | |
| | | | 2013 06 06 | | |
| | | | 2019 08 01 | 2020 12 31 | |
| | | | 2013 06 06 | | |
| | | | 2013 06 06 | | |
| | 5% | | | | |

| | | | | | |
|--|--|--|---------------|--|--|
| | | | | | |
| | | | 1996 12 20 | | |
| | | | 2018 04 18 | | |
| | | | 2016 06 | | |

| | | | | | |
|--|--|---|---------------|------------|--|
| | | | 17 | | |
| | | | 2021 01 01 | | |
| | | | 2021 01 01 | | |
| | | | 2015 11 23 | | |
| | | | 2010 01 06 | | |
| | | | 2019 05 27 | | |
| | | | 2020 04 24 | | |
| | | | 2020 04 08 | | |
| | | , | 2010 07 08 | | |
| | | | 2020 05 13 | | |
| | | | 2018 12 12 | | |
| | | | 2018 12 16 | 2020 12 17 | |
| | | | 2011 09 18 | | |
| | | | 2006 11 27 | | |
| | | | 2015 12 03 | | |
| | | | 2016 04 19 | | |
| | | | 2009 08 26 | | |
| | | | 2019 10 14 | | |

| | | | | | |
|--|---|---|---------------|------------|--|
| | Dynamic Goal Finance Ltd | | 2004 07 28 | | |
| | CPT International Limited | | 2009 08 11 | | |
| | | | 2006 08 21 | | |
| | | | 2009 09 28 | | |
| | | | 2018 03 14 | | |
| | RUIJING FINANCIAL MANAGEMENT PTE. LTD. | | 2019 11 08 | | |
| | | | 2016 07 20 | 2020 09 10 | |
| | | | 2013 09 02 | 2020 10 19 | |
| | | | 1996 12 20 | | |
| | | , | 2015 05 12 | | |
| | | , | 2019 01 08 | | |
| | | | 2020 04 08 | | |
| | | | 2019 01 10 | | |
| | | | 2015 11 23 | | |
| | | | 2010 07 08 | | |
| | | | 2016 09 09 | | |
| | | | 2018 04 18 | | |
| | RUIJING FINANCIAL MANAGEMENT PTE. LTD. | | 2019 11 08 | | |
| | | , | 2020 11 26 | | |

| | | | | | |
|--|--|--|---------------|--|--|
| | | | 2020 11 17 | | |
| | UOB Capital Management Pte Ltd/Singapore | | 2005 6 13 | | |
| | UOB BioVentures Management Pte Ltd/Singapore | | 2003 1 20 | | |
| | UOB Venture Management Pte Ltd/Singapore | | 2000 5 30 | | |
| | United Advisor Venture Management Co. Ltd. | | 2008 7 18 | | |
| | CHINA F&B VENTURE INVESTMENT CVI | | 2009 4 13 | | |
| | Asia Impact Investment Fund I Singapore Pte Ltd/Singapore | | 2014 10 28 | | |
| | CI Team Limited/Cayman Islands | | 2015 1 2 | | |
| | UOB Capital Investments Pte Ltd/Singapore | | 2010 9 2 | | |
| | SZVC UOB Venture Management Co. Ltd/China | | 2002 9 9 | | |
| | UOB Capital Partners LLC/USA | | 2004 1 21 | | |
| | UOB Investment China Limited/China | | 2008 6 16 | | |
| | Greater China F&B Capital Partners Ltd/Cayman Islands | | 2010 1 28 | | |
| | Huasui Tomato Investment Company/Cayman Islands | | 2012 1 9 | | |
| | ACIF GP Ltd/Cayman Islands | | 2014 11 21 | | |

| | | | | | |
|--|---|--|---------------|--|--|
| | Greater China F&B Hong Kong Private Limited/Hong Kong | | 2014 11 28 | | |
| | Greater China F&B Investment Holding Ltd/Cayman Islands | | 2014 11 28 | | |
| | InnoVen Capital Singapore Pte Ltd/Singapore | | 2016 1 18 | | |
| | InnoVen Capital India Private Limited/India | | 2016 4 20 | | |
| | Sino-Singapore Connectivity Private Equity Fund Management Co. Ltd./China | | 2016 7 1 | | |
| | InnoVen Capital China Pte Ltd/Singapore | | 2016 12 5 | | |
| | PT Ruang Raya Indonesia/Indonesia | | 2017 6 13 | | |
| | Ruangguru Pte Ltd/Singapore | | 2017 6 19 | | |
| | | | 2018 6 6 | | |
| | PT Polinasi Iddea Investam | | 2019 1 15 | | |
| | | | 2019 7 12 | | |
| | ASIC Pte Ltd | | 2019 1 28 | | |
| | | | 2018 7 25 | | |
| | | | 2018 11 26 | | |
| | UOB Venture Management Shanghai Ltd/China | | 2004 4 23 | | |

| | | | | | |
|--|---|--|------------|----------|--|
| | Shanghai Shunfeng Restaurant Group Co., Ltd | | 2011 3 7 | | |
| | Uni-President Singapore Pte Ltd/Singapore | | 2019 12 5 | | |
| | Zebra Holding Limited/Cayman Islands | | 2016 3 1 | 2020 3 5 | |
| | | | 2019 9 1 | | |
| | | | 2008 07 11 | | |
| | | | 2019 4 11 | | |
| | | | 2017 05 15 | | |
| | | | 2017 09 18 | | |
| | | | 2017 09 12 | | |
| | | | 2019 04 11 | | |
| | | | 2015 10 1 | | |
| | | | 2020 04 08 | | |
| | | | 2020 06 17 | | |
| | | | 2019 01 10 | | |
| | | | 2017 11 10 | | |
| | | | 2020 05 13 | | |
| | | | 2019 06 20 | | |
| | | | 2018 01 26 | | |
| | | | 2001 09 18 | | |

| | | | | | |
|--|--|--|---------------|------------|--|
| | | | 2015 12 28 | 2020 10 15 | |
| | | | 2017 8 16 | | |
| | | | 2018 4 26 | | |

| | |
|--|-------|
| | 601 |
| | 520 |
| | 1,674 |
| | 2,819 |

2

3

“ ”

“ ”

“ ”

* = * *

50%

4

1

2020

3

24

2

2020 12 31

3

2020

5

39

4

SEAH KI AN WEE

SEAH KI AN WEE

SEAH KI AN WEE

SEAH KI AN WEE

SEAH KIAN WEE

5


3

1

1

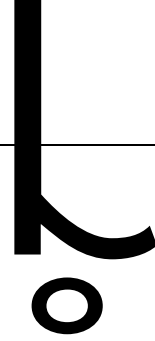
3

2020



2020

5



6

<http://www.cninfo.com.cn>

7

è r è
ë

1

| | | | | | |
|------|--|---------|------------|------------|------------------|
| | | | | | |
| 2020 | | 67.1491 | 2020 01 16 | 2020 01 17 | 2020 2020-004 |
| 2019 | | 68.6181 | 2020 04 17 | 2020 04 20 | 2019 2020-040 |
| 2020 | | 66.7179 | 2020 09 10 | 2020 09 11 | 2020 2020-077 |

2

1

| | | | | | | | |
|------------------|---|---|---|---|---|--|---|
| | | | | | | | |
| | 5 | 2 | 3 | 0 | 0 | | 2 |
| | 5 | 2 | 3 | 0 | 0 | | 1 |
| SEAH KIAN WEE | 5 | 2 | 3 | 0 | 0 | | 2 |
| | 0 | 0 | 0 | 0 | 0 | | 1 |

| | | | | | | | |
|--|---|---|---|---|---|--|---|
| | 0 | 0 | 0 | 0 | 0 | | 1 |
|--|---|---|---|---|---|--|---|

2

3

1

2020

4

209
2019

2020

2019
2020

2020

2020

2019
2020
2020

2020

2020

2019

2

3.

2020

1

2020


4.

“ + ”

1

2

| | | | |
|--|---|------|---------|
| | 2021 03 24 | | |
| | http://www.cninfo.com.cn | 2020 | |
| | | | 100.00% |
| | | | 100.00% |
| | | | |
| | 1 | | |
| | a. | | |
| | b. | | |
| | c. | | |
| | | 2 | |
| | a. | | |
| | b. | | |
| | c. | | i |



1

2

10%

10%

7.5%

1

2

3

1

2020 12 31

| | 2020 12 31 | 2019 12 31 |
|--|----------------|----------------|
| | | |
| | 493,066,998.50 | 453,539,720.49 |
| | | |
| | 51,396,693.27 | 31,025,900.00 |
| | | |
| | 262,764,504.28 | 259,629,583.61 |
| | 8,166,907.64 | 7,560,843.26 |
| | 1,728,430.51 | 1,168,320.65 |
| | | |
| | | |
| | 6,052,875.76 | 7,364,730.26 |
| | | |
| | | |
| | 91,183,036.61 | 67,009,187.87 |
| | | |
| | | |
| | 982,436.33 | 1,846,727.74 |
| | 915,341,882.90 | 829,145,013.88 |
| | | |
| | | |
| | | |
| | 500,000.00 | 500,000.00 |
| | | |

| | | |
|--|------------------|------------------|
| | | |
| | | |
| | | |
| | 251,262,080.76 | 182,604,552.26 |
| | 9,991,157.15 | 57,563,236.50 |
| | | |
| | | |
| | 59,934,910.70 | 47,269,106.67 |
| | | |
| | | |
| | 15,017,624.45 | 18,250,362.18 |
| | 1,659,330.57 | 1,619,618.54 |
| | 10,322,874.15 | 12,276,652.41 |
| | 348,687,977.78 | 320,083,528.56 |
| | 1,264,029,860.68 | 1,149,228,542.44 |
| | | |
| | | |
| | | |
| | | |
| | 67,176.42 | |
| | | |
| | 11,527,826.95 | 7,820,346.39 |
| | 193,150,226.46 | 160,895,800.21 |
| | | 347,617.55 |
| | 316,106.53 | |
| | | |
| | | |
| | | |
| | 49,950,172.94 | 52,438,018.32 |
| | 3,880,155.25 | 3,099,342.47 |
| | 2,632,446.10 | 3,700,954.36 |
| | | |

| | | |
|--|----------------|----------------|
| | | |
| | | |
| | | |
| | | |
| | | |
| | 24,491.76 | |
| | 261,548,602.41 | 228,302,079.30 |
| | | |
| | | |
| | | |
| | | |
| | | |
| | | |
| | | |
| | | |
| | | |
| | | |
| | | |
| | | |
| | | |
| | | |
| | 359,503.99 | 78,885.00 |
| | | |
| | 359,503.99 | 78,885.00 |
| | 261,908,106.40 | 228,380,964.30 |
| | | |
| | 294,400,000.00 | 294,400,000.00 |
| | | |
| | | |
| | | |
| | | |
| | 330,074,160.10 | 330,074,160.10 |
| | | |
| | -8,929,136.28 | 1,699,522.95 |
| | | |
| | 41,087,811.82 | 33,354,019.16 |
| | | |
| | 345,488,918.64 | 261,319,875.93 |

| | | |
|--|------------------|------------------|
| | 1,002,121,754.28 | 920,847,578.14 |
| | | |
| | 1,002,121,754.28 | 920,847,578.14 |
| | 1,264,029,860.68 | 1,149,228,542.44 |

2

| | 2020 12 31 | 2019 12 31 |
|--|----------------|----------------|
| | | |
| | 311,022,493.39 | 282,877,355.16 |
| | 51,396,693.27 | 14,525,900.00 |
| | | 2,551,374.63 |
| | 154,013,018.71 | 167,689,033.45 |
| | 2,651,282.22 | |
| | 974,084.37 | 473,534.87 |
| | 4,137,179.83 | 5,444,417.37 |
| | | |
| | 43,205,626.55 | 26,987,427.61 |
| | | |
| | | |
| | 786,565.91 | 1,648,412.40 |
| | 568,186,944.25 | 502,197,455.49 |
| | | |
| | | |
| | | |
| | 390,044,199.05 | 366,533,699.05 |
| | | |
| | | |

| | | |
|--|---------------|---------------|
| | 96,986,811.84 | 84,802,292.40 |
| | 3,545,229.80 | 4,558,207.43 |
| | | |
| | 20,788,080.42 | 20,805,707.18 |
| | | |
| | 7,541,757.90 | 5,873,574.13 |
| | 1,0243 | |

ᐃᐰᐃᐃᐃ

ᐃᐰᐃᐃᐃ

| |
|--|
| |
| |

ᐃᐰᐃᐃᐃ

ᐃᐰᐃᐃᐃ

| | | |
|--|------------------|----------------|
| | | |
| | | |
| | | |
| | | |
| | | |
| | | |
| | 359,503.99 | 78,885.00 |
| | | |
| | 359,503.99 | 78,885.00 |
| | 243,978,280.54 | 182,627,989.73 |
| | | |
| | 294,400,000.00 | 294,400,000.00 |
| | | |
| | | |
| | 353,595,972.90 | 353,595,972.90 |
| | | |
| | | |
| | 41,087,811.82 | 33,354,019.16 |
| | 160,035,155.30 | 125,759,021.39 |
| | 849,118,940.02 | 807,109,013.45 |
| | 1,093,097,220.56 | 989,737,003.18 |

3

| | 2020 | 2019 |
|--|------------------|------------------|
| | 1,040,387,534.88 | 1,023,462,841.82 |
| | 1,040,387,534.88 | 1,023,462,841.82 |
| | | |
| | | |
| | 902,277,192.11 | 883,873,129.55 |
| | 726,756,742.21 | 731,049,029.77 |

| | |
|-----|--|
| | |
| | |
| | |
| | |
| | |
| | |
| | |
| | |
| | |
| “ ” | |

8,499,980.44

46,433,681.50

62,915,803.23

53,320,921.19

-18,346,286.58

15,147,513.86

16,182,665.30

360,945.85



| | | |
|---------|----------------|----------------|
| | 685,859.38 | 379,695.40 |
| " " | 143,465,019.32 | 157,943,525.81 |
| | 16,234,183.95 | 19,672,446.82 |
| " " | 127,230,835.37 | 138,271,078.99 |
| | | |
| 1. " | 127,230,835.37 | 138,271,078.99 |
| 2. " | | |
| | | |
| 1. | 127,230,835.37 | 138,271,078.99 |
| 2. | | |
| | -10,628,659.23 | 2,416,512.61 |
| | -10,628,659.23 | 2,416,512.61 |
| | | |
| 1. | | |
| 2. | | |
| 3. | | |
| 4. | | |
| 5. | | |
| | -10,628,659.23 | 2,416,512.61 |
| 1. | | |
| 2. | | |
| 3. | | |
| 4. | | |

| | | |
|----|----------------|----------------|
| 5. | | |
| 6. | -10,628,659.23 | 2,416,512.61 |
| 7. | | |
| | | |
| | 116,602,176.14 | 140,687,591.60 |
| | 116,602,176.14 | 140,687,591.60 |
| | | |
| | | |
| | 0.43 | 0.47 |
| | 0.43 | 0.47 |
| | 0.00 | 0.00 |

4


| | 2020 | 2019 |
|------|----------------|----------------|
| | 616,629,254.68 | 575,110,715.58 |
| | 437,674,858.35 | 407,143,422.12 |
| | 3,716,508.52 | 4,411,628.24 |
| | 19,277,222.08 | 21,122,758.64 |
| | 36,497,480.37 | 33,038,956.26 |
| | 27,154,468.12 | 29,142,184.26 |
| | 9,541,336.62 | -16,016,264.62 |
| | | 107,843.75 |
| | 7,630,791.83 | 14,158,811.80 |
| | 2,102,134.41 | 15,701,138.25 |
| " " | 1,841,192.92 | 26,995,759.67 |
| | | |
| " -" | | |

| | | |
|----|---------------|----------------|
| 1. | | |
| 2. | | |
| 3. | | |
| 4. | | |
| 5. | | |
| 6. | | |
| 7. | | |
| | 77,337,926.57 | 127,298,705.09 |
| | | |
| | 0.2627 | 0.4324 |
| | 0.2627 | 0.4324 |

5

| | 2020 | 2019 |
|--|------------------|------------------|
| | | |
| | 1,019,574,583.07 | 1,060,117,447.91 |
| | | |
| | | |
| | | |
| | | |
| | | |
| | | |
| | | |
| | | |
| | | |

| | | |
|--|------------------|------------------|
| | | |
| | 31,704,043.12 | 28,136,672.36 |
| | 1,319,337,276.00 | 1,624,580,768.23 |
| | 2,370,615,902.19 | 2,712,834,888.50 |
| | 505,557,591.00 | 549,015,153.02 |
| | | |
| | | |
| | | |
| | 271,314,814.74 | 282,211,581.29 |
| | 35,956,613.43 | 43,220,259.54 |
| | 1,272,374,404.46 | 1,478,759,018.72 |
| | 2,085,203,423.63 | 2,353,206,012.57 |



| | | |
|--|-----------------|-----------------|
| | | |
| | | 4,217,700.00 |
| | 443,608,498.81 | 329,210,834.88 |
| | -143,424,492.32 | -159,821,484.83 |
| | | |
| | | |
| | | |
| | | |
| | | |
| | | |
| | 35,328,000.00 | 55,200,000.00 |
| | | |
| | 34,660.89 | 154,213.63 |
| | 35,362,660.89 | 55,354,213.63 |
| | -35,362,660.89 | -55,354,213.63 |
| | -21,903,978.47 | 3,609,134.79 |
| | 84,721,346.88 | 148,062,312.26 |
| | 260,779,824.27 | 112,717,512.01 |
| | 345,501,171.15 | 260,779,824.27 |

6

| | 2020 | 2019 |
|--|----------------|----------------|
| | | |
| | 610,784,018.39 | 582,416,023.75 |

| | | |
|--|------------------|------------------|
| | 26,254,294.28 | 24,762,235.66 |
| | 1,330,276,277.67 | 1,618,682,514.88 |
| | 1,967,314,590.34 | 2,225,860,774.29 |
| | 311,486,477.66 | 337,227,362.01 |
| | 142,196,518.86 | 132,452,194.83 |
| | 17,546,441.15 | 21,560,187.04 |
| | 1,242,919,165.25 | 1,451,259,351.58 |
| | 1,714,148,602.92 | 1,942,499,095.46 |
| | 253,165,987.42 | 283,361,678.83 |
| | | |
| | 212,123,700.00 | 152,289,050.00 |
| | 2,819,554.51 | 30,247,673.62 |
| | 498,806.67 | 124,456.15 |
| | | |
| | 6,010,100.00 | 18,755,138.00 |
| | 221,452,161.18 | 201,416,317.77 |
| | 39,517,648.30 | 48,114,198.39 |
| | 269,310,500.00 | 323,519,000.00 |
| | | |
| | 4,378,000.00 | 7,467,700.00 |
| | 313,206,148.30 | 379,100,898.39 |
| | -91,753,987.12 | -177,684,580.62 |
| | | |
| | | 10,000,000.00 |
| | | |

| | | |
|--|----------------|----------------|
| | | 10,000,000.00 |
| | | 10,000,000.00 |
| | 35,328,000.00 | 55,307,843.75 |
| | 13,269.31 | 132,252.26 |
| | 35,341,269.31 | 65,440,096.01 |
| | -35,341,269.31 | -55,440,096.01 |
| | -14,423,641.04 | 13,888.73 |
| | 111,647,089.95 | 50,250,890.93 |
| | 91,292,248.08 | 41,041,357.15 |
| | 202,939.39 | |

| | | | | | | | | | | | | | | | |
|-----|------------|--|--|--|------------|--|--|--|---------------|--|----------------|--|----------------|--|----------------|
| | 294,400.00 | | | | 330,074.10 | | | | 33,354.019.16 | | 261,319.875.93 | | 920,847.578.14 | | 920,847.578.14 |
| " " | | | | | | | | | 7,733.792.66 | | 84,169.042.71 | | 81,274.176.14 | | 81,274.176.14 |
| | | | | | | | | | | | 127,230.835.37 | | 116,602.176.14 | | 116,602.176.14 |
| | | | | | | | | | | | | | | | |
| 1 | | | | | | | | | | | | | | | |
| 2 | | | | | | | | | | | | | | | |
| 3 | | | | | | | | | | | | | | | |
| 4 | | | | | | | | | | | | | | | |
| | | | | | | | | | 7,733.792.66 | | -43,061.792.66 | | -35,328.000.00 | | -35,328.000.00 |
| 1 | | | | | | | | | 7,733.792.66 | | -7,733.792.66 | | | | |
| 2 | | | | | | | | | | | | | | | |
| 3 | | | | | | | | | | | -35,328.000.00 | | -35,328.000.00 | | -35,328.000.00 |
| 4 | | | | | | | | | | | | | | | |

| | | | | | | | | | | | | | | |
|---|-----|--|--|--|------|--|------|--|------|--|------|--|------|------|
| | | | | | | | | | | | | | | |
| 1 | | | | | | | | | | | | | | |
| 2 | | | | | | | | | | | | | | |
| 3 | | | | | | | | | | | | | | |
| 4 | | | | | | | | | | | | | | |
| 5 | | | | | | | | | | | | | | |
| 6 | | | | | | | | | | | | | | |
| | | | | | | | | | | | | | | |
| 1 | | | | | | | | | | | | | | |
| 2 | | | | | | | | | | | | | | |
| | | | | | | | | | | | | | | |
| | 294 | | | | 330, | | -8,9 | | 41,0 | | 345, | | 1,00 | 1,00 |
| | ,40 | | | | 074, | | 29,1 | | 87,8 | | 488, | | 2,12 | 2,12 |
| | 0,0 | | | | 160. | | 36.2 | | 11.8 | | 918. | | 1,75 | 1,75 |
| | 00. | | | | 10 | | 8 | | 2 | | 64 | | 4.28 | 4.28 |
| | 00 | | | | | | | | | | | | | |

| | | | | | | | | | | | | | | | |
|--|------|--|--|--|------|--|-------|--|------|--|------|--|------|--|-------|
| | 2019 | | | | | | | | | | | | | | |
| | | | | | | | | | | | | | | | |
| | | | | | | | | | | | | | | | |
| | | | | | | | | | | | | | | | |
| | | | | | | | | | | | | | | | |
| | 184 | | | | 440, | | -716 | | 20,6 | | 190, | | 835, | | 835,3 |
| | ,00 | | | | 474, | | ,989. | | 24,1 | | 978, | | 359, | | 59,98 |



| | | | | | | | | | | | | | | | |
|---|--------------------------------|--|--|--|--|--|--|--|---------------------------|--|----------------------------|--|----------------------------|--|------------------------|
| | | | | | | | | | 70.5 1 | | 870. 51 | | 000. 00 | | 0.00 |
| 1 | | | | | | | | | 12,7 29,8 70.5 1 | | -12, 729, 870. 51 | | | | |
| 2 | | | | | | | | | | | | | | | |
| 3 | | | | | | | | | | | -55, 200, 000. 00 | | -55, 200, 000. 00 | | -55,2 00,00 0.00 |
| 4 | | | | | | | | | | | | | | | |
| | 110 ,40 0,0 00. 00 | | | | | | | | | | | | | | |
| 1 | 110 ,40 0,0 00. 00 | | | | | | | | | | | | | | |
| 2 | | | | | | | | | | | | | | | |
| 3 | | | | | | | | | | | | | | | |
| 4 | | | | | | | | | | | | | | | |
| 5 | | | | | | | | | | | | | | | |
| 6 | | | | | | | | | | | | | | | |
| | | | | | | | | | | | | | | | |
| 1 | | | | | | | | | | | | | | | |
| 2 | | | | | | | | | | | | | | | |

| | | | | | | | | | | | | | | | |
|--|------------|--|--|--|------------|--|----------|--|-----------|--|------------|--|------------|--|------------|
| | | | | | | | | | | | | | | | |
| | 294,400.00 | | | | 330,074.10 | | 1,699.25 | | 33,354.19 | | 261,319.87 | | 920,847.57 | | 920,847.57 |
| | | | | | | | | | 6 | | 93 | | 14 | | 8.14 |

8

| | 2020 | | | | | | | | | | | | | |
|-----|------------|--|--|--|------------|--|--|--|--|-----------|--|------------|--|------------|
| | | | | | | | | | | | | | | |
| | | | | | | | | | | | | | | |
| | 294,400.00 | | | | 353,595.97 | | | | | 33,354.01 | | 125,759.02 | | 807,109.01 |
| | 0.00 | | | | 90 | | | | | 6 | | 39 | | 39 |
| | | | | | | | | | | | | | | |
| | | | | | | | | | | | | | | |
| | 294,400.00 | | | | 353,595.97 | | | | | 33,354.01 | | 125,759.02 | | 807,109.01 |
| | 0.00 | | | | 90 | | | | | 6 | | 39 | | 39 |
| " " | | | | | | | | | | 7,733.79 | | 34,276.33 | | 42,009.92 |
| | | | | | | | | | | | | 77,337.26 | | 77,337.26 |
| | | | | | | | | | | | | 7 | | 26.57 |
| 1 | | | | | | | | | | | | | | |

| | | | | |
|---|--|--------|-------|----------|
| 2 | | | | |
| 3 | | | | |
| 4 | | | | |
| | | | -43,0 | |
| | | 7,733, | 61,7 | -35,328, |
| | | 792.66 | 92.6 | 000.00 |
| | | | 6 | |
| 1 | | | -7,73 | |
| | | 7,733, | 3,79 | |
| | | 792.66 | 2.66 | |
| 2 | | | | |

...!b " " ,q \t p d\p€ t\p€ " ...!

| | | | | | | | | | | | | |
|---|----------------|--|--|--|----------------|--|--|--|---------------|----------------|--|----------------|
| 1 | | | | | | | | | | | | |
| 2 | | | | | | | | | | | | |
| | | | | | | | | | | | | |
| | 294,400,000.00 | | | | 353,595,972.90 | | | | 41,087,811.82 | 160,035,155.30 | | 849,118,940.02 |

| | 2019 | | | | | | | | | | | |
|-----|----------------|--|--|--|-----------------|--|--|--|---------------|----------------|--|----------------|
| | | | | | | | | | | | | |
| | | | | | | | | | | | | |
| | 184,000,000.00 | | | | 463,995,972.90 | | | | 20,624,148.65 | 66,390,186.81 | | 735,010,308.36 |
| | | | | | | | | | | | | |
| | | | | | | | | | | | | |
| | | | | | | | | | | | | |
| | 184,000,000.00 | | | | 463,995,972.90 | | | | 20,624,148.65 | 66,390,186.81 | | 735,010,308.36 |
| " " | 110,400,000.00 | | | | -110,400,000.00 | | | | 12,729,870.51 | 59,368,834.58 | | 72,098,705.09 |
| | | | | | | | | | | 127,298,705.09 | | 127,298,705.09 |
| | | | | | | | | | | | | |
| 1 | | | | | | | | | | | | |

| | | | | | | | | | | | | |
|---|----------------------------|--|--|--|--|--|--|--|-----------------------|--------------------|--|--------------------|
| | | | | | | | | | | | | |
| 2 | | | | | | | | | | | | |
| 3 | | | | | | | | | | | | |
| 4 | | | | | | | | | | | | |
| | | | | | | | | | 12,72 9,870 .51 | -67,929 ,870.51 | | -55,200,0 00.00 |
| 1 | | | | | | | | | 12,72 9,870 .51 | -12,729 ,870.51 | | |
| 2 | | | | | | | | | | -55,200 ,000.00 | | -55,200,0 00.00 |
| 3 | | | | | | | | | | | | |
| | 110, 400, 000. 00 | | | | | | | | | | | |
| 1 | 110, 400, 000. 00 | | | | | | | | | | | |
| 2 | | | | | | | | | | | | |
| 3 | | | | | | | | | | | | |
| 4 | | | | | | | | | | | | |
| 5 | | | | | | | | | | | | |
| 6 | | | | | | | | | | | | |
| | | | | | | | | | | | | |

| | | | | | | | | | | | | |
|---|----------------------------|--|--|--|------------------------|--|--|--|-----------------------|------------------------|--|--------------------|
| | | | | | | | | | | | | |
| 1 | | | | | | | | | | | | |
| 2 | | | | | | | | | | | | |
| | | | | | | | | | | | | |
| | 294, 400, 000. 00 | | | | 353,5 95,97 2.90 | | | | 33,35 4,019 .16 | 125,75 9,021.3 9 | | 807,109, 013.45 |

2

12

“ ” “ ” “ ”

1

2

1 1 12 31

3

12

4

CPTS

5

1.

2.

6

33 ——

132

3
1

p i

2

23 ---

3

1 2

1

14 ---

4

4
1

23 ---

2
3

1
2

m'

1

2

5
1

14 ---

14 ---

12

2

| | | |
|-----|--|----|
| | | |
| --- | | 12 |
| --- | | |
| --- | | |
| --- | | |
| --- | | |
| --- | | |
| --- | | |

3

1

| | | |
|-----|--|--|
| | | |
| --- | | |
| --- | | |

| | | |
|--|--|--|
| | | |
|--|--|--|

2 --

| | % |
|-------|--------|
| 3 | 0.50 |
| 3-6 | 5.00 |
| 6-12 | 30.00 |
| 12-24 | 80.00 |
| 24 | 100.00 |

6.

1

2

11**12****13****14****15**

1.

2.

3.

2

16

17

1.

2

3.

18

19

20

21

22

1.

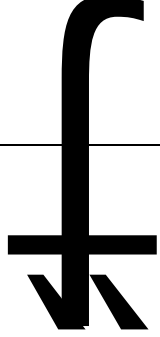
2

1

"

" " " "

137



2

1

2

" " " " " e
" " o o

3

i

m'

i

12 --

24

1

2

| | | 5 10 20 | 10 | 4.5 9 18 |
|--|--|---------|------|----------|
| | | 3-10 | 5 10 | 9-31.67 |
| | | 5-10 | 5 10 | 9-19 |
| | | 3-10 | 5 10 | 9-31.67 |
| | | 3-10 | 5 10 | 9-31.67 |

3

25

1.

2

26

1.

2

1

1

2

3

2

3

3

3

27

28

29

30

1

1.

2

| | |
|--|-------|
| | |
| | 47 50 |
| | 3-5 |

2

1

2

3

4

5

31

32

1

1

33

140

34

1

1.

2

1

2

1

2

3

3

1

2

4

35

36

37

38

39

1.

2

1
3

1

2

3

5

4

6

2

1

2

3

4

3

1

2

1

2

3

4

1

2

40

1.

1

2

2

3

4

41

/

1.

2

143

3

4.

2

1

42

1

2

43

44

1

| 2020 1 1 14 — | | |
|------------------|--|--|

1. 2020 1 1

14 —

2020 1 1

| | | | |
|---|------------|-------------|------------|
| | 2020 1 1 | | |
| | 2019 12 31 | | 2020 1 1 |
| | 347,617.55 | -347,617.55 | |
| | | 321,595.27 | 321,595.27 |
| | | 26,022.28 | 26,022.28 |
| 2 | 2020 1 1 | 2019 | 13 |

2

3 2020

| | 2019 12 31 | 2020 01 01 | |
|--|----------------|----------------|--|
| | | | |
| | 453,539,720.49 | 453,539,720.49 | |
| | | | |
| | 31,025,900.00 | 31,025,900.00 | |
| | | | |
| | 259,629,583.61 | 259,629,583.61 | |
| | 7,560,843.26 | 7,560,843.26 | |
| | 1,168,320.65 | 1,168,320.65 | |
| | | | |
| | | | |
| | 7,364,730.26 | 7,364,730.26 | |
| | | | |

| | | | |
|--|------------------|------------------|--|
| | | | |
| | | | |
| | 67,009,187.87 | 67,009,187.87 | |
| | | | |
| | | | |
| | 1,846,727.74 | 1,846,727.74 | |
| | 829,145,013.88 | 829,145,013.88 | |
| | | | |
| | | | |
| | | | |
| | 500,000.00 | 500,000.00 | |
| | | | |
| | | | |
| | | | |
| | 182,604,552.26 | 182,604,552.26 | |
| | 57,563,236.50 | 57,563,236.50 | |
| | | | |
| | | | |
| | 47,269,106.67 | 47,269,106.67 | |
| | | | |
| | | | |
| | 18,250,362.18 | 18,250,362.18 | |
| | 1,619,618.54 | 1,619,618.54 | |
| | 12,276,652.41 | 12,276,652.41 | |
| | 320,083,528.56 | 320,083,528.56 | |
| | 1,149,228,542.44 | 1,149,228,542.44 | |
| | | | |
| | | | |

| | | | |
|--|----------------|----------------|-----------|
| | 78,885.00 | 78,885.00 | |
| | | 26,022.28 | 26,022.28 |
| | 78,885.00 | 78,885.00 | |
| | 228,380,964.30 | 228,380,964.30 | |
| | | | |
| | 294,400,000.00 | 294,400,000.00 | |
| | | | |
| | 330,074,160.10 | 330,074,160.10 | |
| | | | |
| | 1,699,522.95 | 1,699,522.95 | |
| | | | |
| | 33,354,019.16 | 33,354,019.16 | |
| | | | |
| | 261,319,875.93 | 261,319,875.93 | |

| | 2019 12 31 | 2020 01 01 | |
|--|----------------|----------------|--|
| | | | |
| | 282,877,355.16 | 282,877,355.16 | |
| | 14,525,900.00 | 14,525,900.00 | |
| | | | |
| | 2,551,374.63 | 2,551,374.63 | |
| | 167,689,033.45 | 167,689,033.45 | |
| | | | |
| | 473,534.87 | 473,534.87 | |
| | 5,444,417.37 | 5,444,417.37 | |
| | | | |
| | | 2,245,472.07 | |
| | 26,987,427.61 | 26,987,427.61 | |
| | | | |
| | | | |
| | 1,648,412.40 | 1,648,412.40 | |
| | 502,197,455.49 | 502,197,455.49 | |
| | | | |
| | | | |
| | | | |
| | 366,533,699.05 | 366,533,699.05 | |
| | | | |
| | | | |
| | 84,802,292.40 | 84,802,292.40 | |
| | 4,558,207.43 | 4,558,207.43 | |
| | | | |
| | | | |
| | 20,805,707.18 | 20,805,707.18 | |
| | | | |

| | | | |
|--|----------------|----------------|--|
| | 78,885.00 | 78,885.00 | |
| | | | |
| | 78,885.00 | 78,885.00 | |
| | 182,627,989.73 | 182,627,989.73 | |
| | | | |
| | 294,400,000.00 | 294,400,000.00 | |
| | | | |
| | | | |
| | 353,595,972.90 | 353,595,972.90 | |
| | | | |
| | | | |
| | 33,354,019.16 | 33,354,019.16 | |
| | 125,759,021.39 | 125,759,021.39 | |
| | 807,109,013.45 | 807,109,013.45 | |
| | 989,737,003.18 | 989,737,003.18 | |

2020 1 1

14 --

2020 1 1

| | 2019 12 31 | | 2020 1 1 | |
|---|------------|------------|----------|-----------|
| | | | | |
| | 81,277.40 | -81,277.40 | | |
| | | 81,277.40 | | 81,277.40 |
| 2 | 2020 1 1 | 2019 | | 13 |

4 2020

1. 2020 1 1

14 --

2020 1 1

| | |
|--|--|
| | |
|--|--|

| | |
|--|-----|
| | 20% |
|--|-----|

2

2020 12 1 3 , 2020 15%

2019 2

2020 20% 100 300 50% 25% 20%

2021 15% 2020 1 20 3 2019

2021 15% 2020 2 18 3 , 2019

32 2013 CH 3 13 3

20%

3

1

| | | |
|--|----------------|----------------|
| | | |
| | 1,380.86 | 6,106.17 |
| | 489,688,841.78 | 450,773,718.10 |
| | 3,376,775.86 | 2,759,896.22 |
| | 493,066,998.50 | 453,539,720.49 |
| | 86,963,651.22 | 112,989,924.45 |

105,000,000.00 38,020,115.26

1,168,936.23 2,881,956.81 201,198.55 293,620.50

190,000,000.00 1,727,897.25

1,031,998.97

2

| | | |
|--|--|--|
| | | |
|--|--|--|

| | | |
|--|---------------|---------------|
| | 51,396,693.27 | 31,025,900.00 |
| | | |
| | 20,000,000.00 | 30,500,000.00 |
| | 2,396,693.27 | 525,900.00 |
| | 29,000,000.00 | |
| | | |
| | 51,396,693.27 | 31,025,900.00 |

3



| | | |
|--|--|--|
| | | |
|--|--|--|

4

1

| | | |
|--|--|--|
| | | |
|--|--|--|

| | | | | | | | | | | |
|--|--|--|--|--|--|--|--|--|--|--|
| | | | | | | | | | | |
| | | | | | | | | | | |
| | | | | | | | | | | |
| | | | | | | | | | | |
| | | | | | | | | | | |

| | | | | | | | | | | |
|--|--|--|--|--|--|--|--|--|--|--|
| | | | | | | | | | | |
| | | | | | | | | | | |

2

| | | | | | | |
|--|--|--|--|--|--|--|
| | | | | | | |
| | | | | | | |

3

| | |
|--|--|
| | |
|--|--|

4

| | | |
|--|--|--|
| | | |
|--|--|--|

5

| | |
|--|--|
| | |
|--|--|

6

| | |
|--|--|
| | |
|--|--|

| | | | | | |
|--|--|--|--|--|--|
| | | | | | |
|--|--|--|--|--|--|

5

1

| | 1,502,207.54 | 0.56% | 1,502,207.54 | 100.00% | | 1,502,207.54 | 0.57% | 1,502,207.54 | 100.00% | |
|--|----------------|---------|--------------|---------|----------------|----------------|---------|--------------|---------|----------------|
| | | | | | | | | | | |
| | 265,951,280.23 | 99.44% | 3,186,775.95 | 1.20% | 262,764,504.28 | 263,110,573.43 | 99.43% | 3,480,989.82 | 1.32% | 259,629,583.61 |
| | | | | | | | | | | |
| | 267,453,487.77 | 100.00% | 4,688,983.49 | 1.75% | 262,764,504.28 | 264,612,780.97 | 100.00% | 4,983,197.36 | 1.88% | 259,629,583.61 |

1,502,207.54

| | 1,502,207.54 | 1,502,207.54 | 100.00% | |
|--|--------------|--------------|---------|----|
| | 1,502,207.54 | 1,502,207.54 | -- | -- |

3,186,775.95

| 3 | 237,822,219.90 | 1,189,111.07 | 0.50% |
|------|----------------|--------------|--------|
| 3-6 | 26,096,996.55 | 1,304,849.83 | 5.00% |
| 6-12 | 1,884,849.51 | 565,454.85 | 30.00% |

| | | | |
|-------|----------------|--------------|---------|
| 12-24 | 99,270.35 | 79,416.28 | 80.00% |
| 24 | 47,943.92 | 47,943.92 | 100.00% |
| | 265,951,280.23 | 3,186,775.95 | -- |

| | | | |
|--|--|--|--|
| | | | |
|--|--|--|--|

| | | |
|------|---|----------------|
| | | |
| 1 | 1 | 265,804,065.96 |
| 3 | | 237,822,219.90 |
| 3-6 | | 26,096,996.55 |
| 6-12 | | 1,884,849.51 |
| 1 | 2 | 99,270.35 |
| 2 | 3 | 1,550,151.46 |
| | | 267,453,487.77 |

2

| | | | | | | |
|--|--------------|------------|--|------------|--------------|--------------|
| | | | | | | |
| | 1,502,207.54 | | | | 1,502,207.54 | |
| | 3,480,989.82 | -52,865.46 | | 124,425.35 | -116,923.06 | 3,186,775.95 |
| | 4,983,197.36 | -52,865.46 | | 124,425.35 | -116,923.06 | 4,688,983.49 |

| | | |
|--|--|--|
| | | |
|--|--|--|

124,425.35

3

| | |
|--|--|
| | |
|--|--|

| | | | | | |
|--|--|--|--|--|--|
| | | | | | |
|--|--|--|--|--|--|

4

| [1] | 53,643,222.53 | 20.06% | 1,183,852.31 |
|-----------------------|----------------|--------|--------------|
| [2] | 40,413,732.03 | 15.11% | 202,068.66 |
| HELLA[3] | 15,817,486.30 | 5.91% | 79,087.43 |
| Panasonic[4] | 12,568,093.95 | 4.70% | 62,840.47 |
| KONICA MINOLTA[5] | 12,400,691.59 | 4.64% | 62,003.46 |
| | 134,843,226.40 | 50.42% | |

5

6

[1] PEGATRON CORPORATION PEGATRON TECHNOLOGY INDONESIA

[2] Cloud Network Technology Singapore Pte. Ltd.

[3] HELLA AUTOMOTIVE MEXI COSA DE CV HELLA Electronics Corporation HELLA India Automotive Pvt. Ltd.
HELLA Romania SRL HELLA GMBH & Co. KGAA SL Corporation

[4] Panasonic Industrial Devices Slovakia Panasonic Industrial Devices Europe Panasonic Global Procurement China

[5] Konica Minolta Business Technology

6

| | | |
|--|--------------|--------------|
| | | |
| | 8,166,907.64 | 7,560,843.26 |
| | 8,166,907.64 | 7,560,843.26 |

14, 221, 556. 45

7

1


| | | | | |
|-----|--------------|---------|--------------|--------|
| | | | | |
| 1 | 1,728,430.51 | 100.00% | 1,139,320.36 | 97.52% |
| 1 2 | | | 29,000.29 | 2.48% |
| | 1,728,430.51 | -- | 1,168,320.65 | -- |

1

2

| | | |
|------------------|-----------------|--------|
| | | % |
| Micrometals Inc. | 330, 812. 43 | 19. 14 |
| | 221, 108. 33 | 12. 79 |
| | 204, 145. 71 | 11. 81 |
| | 130, 540. 00 | 7. 55 |
| | 120, 153. 91 | 6. 95 |
| | 1, 006, 760. 38 | 58. 24 |

8



3**1**

| | | |
|--|--------------|--------------|
| | | |
| | 885,600.00 | 4,217,700.00 |
| | 3,323,020.64 | 2,028,136.58 |
| | 1,766,179.08 | 1,011,722.90 |
| | 83,841.03 | 138,444.73 |
| | 6,058,640.75 | 7,396,004.21 |

3

| | | | | | | |
|--|--|--|--|--|--|--|
| | | | | | | |
| | | | | | | |

| | | |
|--|--|--|
| | | |
|--|--|--|


4

| | |
|--|--|
| | |
|--|--|

| | | | | | |
|--|--|--|--|--|--|
| | | | | | |
|--|--|--|--|--|--|

5

| | | 3,219,260.83 | 3 | 53.14% | |
|--|--|--------------|-------|--------|--|
| | | 550,666.58 | 3 | 9.09% | |
| | | 102,743.84 | 3-6 | 1.70% | |
| | | 138,568.70 | 6-12 | 2.29% | |
| | | 434,727.21 | 12-24 | 7.18% | |
| | | 885,600.00 | 12-24 | 14.62% | |

| | | | | | |
|---|---------------|--------------|-----------------|------------|------------|
| | 397,770.47 | | 397,770.47 | 304,780.08 | 304,780.08 |
|  | 93,933,449.22 | 2,750,412.61 | 91,183,03-" 8 3 | | |

| | | | | |
|--|--|--|---|--|
| | | | / | |
|--|--|--|---|--|

11

| | | | | | | |
|--|--|--|--|--|--|--|
| | | | | | | |
|--|--|--|--|--|--|--|

12

| | | |
|--|--|--|
| | | |
|--|--|--|

/

| | | | | | | | | |
|--|--|--|--|--|--|--|--|--|
| | | | | | | | | |
| | | | | | | | | |

13

| | | |
|--|------------|--------------|
| | | |
| | 484,290.42 | 1,399,879.22 |
| | 489,415.54 | 442,549.53 |
| | 8,730.37 | 4,298.99 |
| | 982,436.33 | 1,846,727.74 |

14

| | | | | | | | | |
|--|--|--|--|--|--|--|--|--|
| | | | | | | | | |
| | | | | | | | | |

| | | | | | | | | |
|--|--|--|--|--|--|--|--|--|
| | | | | | | | | |
| | | | | | | | | |

| | | | | |
|----------|----|---|---|---|
| | | | | |
| | 12 | | | |
| 2020 1 1 | — | — | — | — |

15

| | | | | | | | | |
|--|--|--|--|--|--|--|--|--|
| | | | | | | | | |
|--|--|--|--|--|--|--|--|--|

| | | | | | | | | |
|--|--|--|--|--|--|--|--|--|
| | | | | | | | | |
| | | | | | | | | |

| | | | | |
|----------|----|---|---|---|
| | | | | |
| | 12 | | | |
| 2020 1 1 | — | — | — | — |

16

1

| | | | | | | | |
|--|------------|--|------------|------------|--|------------|----|
| | | | | | | | |
| | | | | | | | |
| | 500,000.00 | | 500,000.00 | 500,000.00 | | 500,000.00 | |
| | 500,000.00 | | 500,000.00 | 500,000.00 | | 500,000.00 | -- |

| | | | | |
|----------|----|---|---|---|
| | | | | |
| | 12 | | | |
| 2020 1 1 | — | — | — | — |

2

3

17

| | | | | | | | | | | | |
|--|--|--|--|--|--|--|--|--|--|--|--|
| | | | | | | | | | | | |
| | | | | | | | | | | | |
| | | | | | | | | | | | |
| | | | | | | | | | | | |

18

| | | |
|--|--|--|
| | | |
|--|--|--|

| | | | | | | |
|--|--|--|--|--|--|--|
| | | | | | | |
|--|--|--|--|--|--|--|

| | | | | | | |
|--|--|--|--|--|--|--|
| | | | | | | |
|--|--|--|--|--|--|--|

19

| | | |
|--|--|--|
| | | |
|--|--|--|

20

1

2

3

| | | |
|--|--|--|
| | | |
|--|--|--|

21

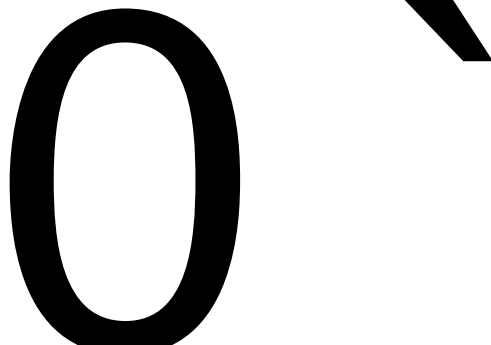
| | | |
|--|----------------|----------------|
| | | |
| | 251,262,080.76 | 182,604,552.26 |
| | 251,262,080.76 | 182,604,552.26 |

1

| | | | | | | |
|--|--|--|--|--|--|--|
| | | | | | | |
| | | | | | | |

| | | | | | | |
|----|---------------|---------------|----------------|--------------|---------------|----------------|
| 1. | 82,053,510.87 | 75,945,641.43 | 280,761,426.94 | 9,066,159.44 | 19,034,459.96 | 466,861,198.64 |
| 2. | | | | | | |
| 1 | | 6,177,985.65 | 5,667,014.14 | 464,820.87 | 1,524,905.24 | 13,834,725.90 |
| 2 | 43,046,264.38 | 10,965,253.09 | 31,140,129.57 | 601,064.91 | 2,649,213.83 | 88,401,925.78 |
| 3 | | | | | | |
| | | -243,460.66 | -612,959.30 | | | -856,419.96 |
| 3. | | 1,916,438.- | | | | |

E J



| | | | | | | |
|----|---------------|---------------|----------------|--------------|--------------|----------------|
| | | | | | | |
| 4. | | 18,542.50 | 7,398,772.92 | | | 7,417,315.42 |
| | | | | | | |
| 1. | 75,426,742.75 | 38,899,976.43 | 125,929,206.15 | 3,759,815.40 | 7,246,340.03 | 251,262,080.76 |
| 2. | 36,531,568.37 | 30,215,264.79 | 106,387,079.47 | 3,770,491.62 | 5,700,148.01 | 182,604,552.26 |

2

| | | | | | |
|--|--|--|--|--|--|
| | | | | | |
|--|--|--|--|--|--|

3

| | | | | |
|--|--|--|--|--|
| | | | | |
|--|--|--|--|--|

4

| | |
|--|--|
| | |
|--|--|

5

| | | |
|--|--|--|
| | | |
|--|--|--|

6

| | | |
|--|--|--|
| | | |
|--|--|--|

22

| | | |
|--|--------------|---------------|
| | | |
| | 9,991,157.15 | 57,563,236.50 |


| | | |
|--|--------------|---------------|
| | 9,991,157.15 | 57,563,236.50 |
|--|--------------|---------------|

1

| 1000 RFTUNER 1000 | 2,463,463.66 | | 2,463,463.66 | 50,994,932.60 | 50,994,932.60 |
|---|--------------|--|--------------|---------------|---------------|
| 1000 RFTUNER 1000 1000 STB 900 | 124,528.30 | | 124,528.30 | 212,906.32 | 212,906.32 |
| [] | | | | | |
| | | | | 265,486.72 | 265,486.72 |
| [] | 1,283,111.38 | | 1,283,111.38 | 243,902.18 | 243,902.18 |
| | 6,120,053.81 | | 6,120,053.81 | 5,846,008.68 | 5,846,008.68 |
| | 9,991,157.15 | | 9,991,157.15 | 57,563,236.50 | 57,563,236.50 |

2

| | | | | | | | | | | | | |
|--|--|--|--|--|--|--|--|--|--|--|--|--|
| | | | | | | | | | | | | |
|--|--|--|--|--|--|--|--|--|--|--|--|--|



1000

RFTU

NER

1000

| | | | | | | |
|--------|--------|--------|--------|--------|-------|-------|
| 137,60 | 50,994 | 11,412 | 59,943 | | | |
| 1,000. | ,932.6 | ,307.5 | ,776.4 | 2,463, | 59.45 | 60.00 |
| 00 | 0 | 4 | 8 | 463.66 | % | |

1000

RFTU

NER

1000

1000

132,27
7,000.
STB 00

900

4

| | | | | | | |
|--|--|--|--|--|--|--|
| | | | | | | |
| | | | | | | |

23

1

2

24

25

| | | |
|--|--|--|
| | | |
|--|--|--|

26

1

| 1. | 48,819,682.23 | | | 14,476,087.33 | 63,295,769.56 |
|----|---------------|--|--|---------------|---------------|
| 2. | | | | | |
| 1 | 14,070,602.18 | | | 3,160,729.01 | 17,231,331.19 |
| 2 | | | | | |
| 3 | | | | | |

| | | | | | |
|----|---------------|--|--|---------------|---------------|
| | | | | | |
| 2 | -676,839.25 | | | | -676,839.25 |
| 3. | | | | | |
| 1 | | | | 595,329.86 | 595,329.86 |
| 2 | 868,574.00 | | | | 868,574.00 |
| 4. | 61,344,871.16 | | | 17,041,486.48 | 78,386,357.64 |
| | | | | | |
| 1. | 4,198,672.43 | | | 11,721,072.23 | 15,919,744.66 |
| 2. | | | | | |
| 1 | 1,120,512.80 | | | 1,921,470.43 | 3,041,983.23 |
| 2 | -21,869.32 | | | | -21,869.32 |
| 3. | | | | | |
| 1 | | | | 595,329.86 | 595,329.86 |
| | | | | | |
| 4. | 5,297,315.91 | | | 13,047,212.80 | 18,344,528.71 |
| | | | | | |
| 1. | | | | 106,918.23 | 106,918.23 |
| 2. | | | | | |
| 1 | | | | | |
| | | | | | |
| 3. | | | | | |
| 1 | | | | | |
| | | | | | |
| 4. | | | | 106,918.23 | 106,918.23 |
| | | | | | |
| 1. | 56,047,555.25 | | | 3,887,355.45 | 59,934,910.70 |
| 2. | 44,621,009.80 | | | 2,648,096.87 | 47,269,106.67 |

| | | | | |
|--|--|--------------|--|--------------|
| | | | | |
| | | 1,659,330.57 | | 1,619,618.54 |
| | | 359,503.99 | | 78,885.00 |

4

| | | | |
|--|--|---------------|---------------|
| | | | |
| | | 10,011,668.60 | 9,027,255.15 |
| | | 5,668,520.58 | 4,223,744.60 |
| | | 15,680,189.18 | 13,250,999.75 |

5

| | | | |
|------|---------------|--------------|----|
| | | | |
| 2028 | 10,011,668.60 | 9,027,255.15 | |
| | 10,011,668.60 | 9,027,255.15 | -- |

31

| | | | | | | |
|--|------------|--|------------|------------|--|------------|
| | | | | | | |
| | 10,322,874 | | 10,322,874 | 12,276,652 | | 12,276,652 |
| | .15 | | .15 | .41 | | .41 |
| | 10,322,874 | | 10,322,874 | 12,276,652 | | 12,276,652 |
| | .15 | | .15 | .41 | | .41 |

32

1

| | | |
|--|--|--|
| | | |
|--|--|--|

2

| | | | | |
|--|--|--|--|--|
| | | | | |
|--|--|--|--|--|

33

| | | |
|--|-----------|--|
| | | |
| | 67,176.42 | |
| | | |
| | | |
| | 67,176.42 | |

34

| | | |
|--|--|--|
| | | |
|--|--|--|

35

| | | |
|--|---------------|--------------|
| | | |
| | 11,527,826.95 | 7,820,346.39 |
| | 11,527,826.95 | 7,820,346.39 |

0.00

36

1

| | | |
|--|----------------|----------------|
| | | |
| | 176,337,824.01 | 137,293,945.63 |

| | | |
|--|----------------|----------------|
| | 6,874,723.84 | 15,613,560.40 |
| | 9,937,678.61 | 7,988,294.18 |
| | 193,150,226.46 | 160,895,800.21 |

2 **1**

| | | |
|--|--|--|
| | | |
|--|--|--|

1

37

1

| | | |
|--|--|--|
| | | |
| | | |

2 **1**

| | | |
|--|--|--|
| | | |
|--|--|--|

38

| | | |
|--|------------|------------|
| | | |
| | 316,106.53 | 347,617.55 |
| | 316,106.53 | 347,617.55 |

| | | |
|--|--|--|
| | | |
|--|--|--|

39

| | | | | |
|---|---------------|----------------|----------------|---------------|
| | 51,553,177.36 | 261,180,317.89 | 263,529,351.00 | 49,204,144.25 |
| - | 796,415.54 | 7,278,482.88 | 7,415,630.10 | 659,268.32 |
| | 88,425.42 | 486,937.57 | 488,602.62 | 86,760.37 |
| | 52,438,018.32 | 268,945,738.34 | 271,433,583.72 | 49,950,172.94 |

2

| | | | | |
|---|---------------|----------------|----------------|---------------|
| | | | | |
| 1 | 49,543,740.42 | 236,444,287.49 | 238,304,782.36 | 47,683,245.55 |
| 2 | | 8,707,501.29 | 8,707,501.29 | |
| 3 | 625,417.61 | 5,953,899.06 | 6,497,194.06 | 82,122.61 |
| | 522,724.82 | 5,395,873.88 | 5,865,314.68 | 53,284.02 |
| | 95,287.91 | 277,950.50 | 347,454.11 | 25,784.30 |
| | 7,404.88 | 280,074.68 | 284,425.27 | 3,054.29 |
| 4 | 138,854.58 | 5,791,840.62 | 5,896,037.81 | 34,657.39 |
| 5 | 1,245,164.75 | 4,282,789.43 | 4,123,835.48 | 1,404,118.70 |
| | 51,553,177.36 | 261,180,317.89 | 263,529,351.00 | 49,204,144.25 |

3

| | | | | |
|---|------------|--------------|--------------|------------|
| | | | | |
| 1 | 767,447.93 | 7,031,939.44 | 7,162,448.99 | 636,938.38 |
| 2 | 28,967.61 | 246,543.44 | 253,181.11 | 22,329.94 |
| | 796,415.54 | 7,278,482.88 | 7,415,630.10 | 659,268.32 |

40

| | | | |
|--|--|--|--|
| | | | |
|--|--|--|--|

| | | |
|--|--------------|--------------|
| | 1,163,369.94 | 691,896.74 |
| | 908,864.41 | 856,985.90 |
| | 336,695.23 | 218,468.83 |
| | 264,131.13 | 286,854.47 |
| | 668,142.04 | 534,491.45 |
| | 252,894.69 | 206,982.18 |
| | 149,807.05 | 163,895.40 |
| | 99,871.36 | 109,263.61 |
| | 36,379.40 | 30,503.89 |
| | 3,880,155.25 | 3,099,342.47 |

41

| | | |
|--|--------------|--------------|
| | | |
| | 2,632,446.10 | 3,700,954.36 |
| | 2,632,446.10 | 3,700,954.36 |

1

| | | |
|--|--|--|
| | | |
|--|--|--|

| | | |
|--|--|--|
| | | |
|--|--|--|

2

| | | |
|--|--|-----------|
| | | |
| | | 21,110.39 |

3

1

| | | |
|--|--------------|--------------|
| | | |
| | 688,633.68 | 2,708,070.64 |
| | 1,025,129.53 | 167,480.00 |
| | 918,682.89 | 804,293.33 |
| | | 21,110.39 |
| | 2,632,446.10 | 3,700,954.36 |

2

1

| | | |
|--|--|--|
| | | |
|--|--|--|

1

42

| | | |
|--|--|--|
| | | |
|--|--|--|

43

| | | |
|--|--|--|
| | | |
|--|--|--|

44

| | | |
|--|-----------|--|
| | | |
| | 24,491.76 | |
| | 24,491.76 | |

| | | | | | | | | | | | |
|--|--|--|--|--|--|--|--|--|--|--|--|
| | | | | | | | | | | | |
|--|--|--|--|--|--|--|--|--|--|--|--|

45

1

| | | |
|--|--|--|
| | | |
|--|--|--|

46

1

| | | |
|--|--|--|
| | | |
|--|--|--|

2

| | | | | | | | | | | | |
|--|----|----|----|--|--|--|--|--|--|--|--|
| | | | | | | | | | | | |
| | | | | | | | | | | | |
| | -- | -- | -- | | | | | | | | |

3

4

| | | | | | | | |
|--|--|--|--|--|--|--|--|
| | | | | | | | |
| | | | | | | | |

47

| | | |
|--|--|--|
| | | |
|--|--|--|

48

| | | |
|--|--|--|
| | | |
|--|--|--|

1

| | | |
|--|--|--|
| | | |
|--|--|--|

2

| | | | | | |
|--|--|--|--|--|--|
| | | | | | |
|--|--|--|--|--|--|

49

1

| | | |
|--|--|--|
| | | |
|--|--|--|

2

| | | |
|--|--|--|
| | | |
|--|--|--|

| | | |
|--|--|--|
| | | |
|--|--|--|

185

| | | |
|--|--|--|
| | | |
|--|--|--|

50

| | | | |
|--|--|--|--|
| | | | |
|--|--|--|--|

51

| | | | | | |
|--|--|--|--|--|--|
| | | | | | |
|--|--|--|--|--|--|


| | | | | | | | | |
|--|--|--|--|--|--|--|--|---|
| | | | | | | | | / |
|--|--|--|--|--|--|--|--|---|

52

| | | |
|--|--|--|
| | | |
|--|--|--|

53

| | | | | | | | |
|--|--------------------|-----|--|--|--|--|--------------------|
| | | + - | | | | | |
| | | | | | | | |
| | 294,400,000. 00 | | | | | | 294,400,000. 00 |

| | | | | |
|---|-----------|----------|--------|--------|
|  | .95 | 659.23 | 659.23 | 136.28 |
| | 1,699,522 | -10,628, | | |
| | .95 | 659.23 | | |

| | | |
|--|------------------|----|
| | | |
| | 1,009,892,976.82 | 61 |

63

| | | |
|--|---------------|---------------|
| | | |
| | 14,107,596.48 | 15,177,241.43 |
| | 10,887,231.03 | 10,490,504.73 |
| | 6,636,346.74 | 8,030,187.23 |
| | 5,125,248.46 | 4,933,084.72 |
| | 1,710,372.14 | 3,029,166.58 |
| | 634,102.11 | 1,622,046.51 |
| | 970,830.60 | 742,012.90 |
| | 1,087,434.78 | 1,071,295.18 |
| | 1,211,520.04 | 1,338,142.22 |
| | 42,370,682.38 | 46,433,681.50 |

64

| | | |
|--|---------------|---------------|
| | | |
| | 44,313,386.72 | 43,026,946.62 |
| | 6,012,276.63 | 5,119,332.05 |
| | 5,032,146.05 | 4,873,463.76 |
| | 2,684,336.52 | 3,189,731.36 |
| | 1,762,988.81 | 1,818,844.49 |
| | 1,253,540.84 | 1,090,531.75 |
| | 659,075.99 | 758,333.29 |
| | 846,809.68 | 460,598.44 |
| | 2,221,702.39 | 2,578,021.47 |
| | 64,786,263.63 | 62,915,803.23 |

65

| | | |
|--|---------------|---------------|
| | | |
| | 37,424,321.08 | 40,110,963.17 |
| | 8,302,705.36 | 10,924,068.94 |
| | 2,150,824.86 | 1,836,735.06 |
| | 400,237.18 | 449,154.02 |
| | 48,278,088.48 | 53,320,921.19 |

66

| | | |
|--|----------------|----------------|
| | | |
| | -10,953,268.42 | -15,147,513.86 |
| | 23,369,622.96 | -3,790,894.24 |
| | 442,019.06 | 592,121.52 |
| | 12,858,373.60 | -18,346,286.58 |

67

| | | |
|-----|--------------|---------------|
| | | |
| [] | 3,189,210.59 | 16,069,002.00 |
| | 134,228.08 | 113,663.30 |

68

| | | |
|--|--------------|------------|
| | | |
| | 1,481,300.00 | 89,050.00 |
| | 1,200,654.35 | 293,857.22 |
| | -21,391.58 | -21,961.37 |
| | 2,660,562.77 | 360,945.85 |

69

| | | |
|--|--|--|
| | | |
|--|--|--|

70

| | | |
|--|--------------|------------|
| | | |
| | 1,870,793.27 | 525,900.00 |
| | 1,870,793.27 | 525,900.00 |
| | -67,176.42 | |
| | 1,803,616.85 | 525,900.00 |

71

| | | |
|--|-----------|--------------|
| | | |
| | 78,259.64 | 1,034,660.35 |
| | 78,259.64 | 1,034,660.35 |

72

| | | |
|--|---------------|---------------|
| | | |
| | -2,444,350.24 | -1,595,823.41 |
| | -2,444,350.24 | -1,595,823.41 |

73

| | | |
|--|------------|-----------|
| | | |
| | 380,883.09 | 74,559.84 |

74

| | | | |
|--|------------|--------------|------------|
| | | | |
| | | 1,605,737.82 | |
| | | 235,319.78 | |
| | 29,812.65 | 165,922.49 | 29,812.65 |
| | 192,501.28 | 4,783.87 | 192,501.28 |
| | 15,811.22 | 138,837.05 | 15,811.22 |
| | 238,125.15 | 2,150,601.01 | |

| | | | | | | | | | |
|--|--|--|--|--|--|--|--|--|---|
| | | | | | | | | | / |
|--|--|--|--|--|--|--|--|--|---|

75

| | | | |
|--|------------|------------|------------|
| | | | |
| | 200,000.00 | | 200,000.00 |
| | 461,246.78 | 338,044.64 | 461,246.78 |
| | 24,612.60 | 29,910.51 | 24,612.60 |
| | | 11,740.25 | |
| | 685,859.38 | 379,695.40 | |

76

1

| | | |
|--|---------------|---------------|
| | | |
| | 15,993,276.99 | 18,890,448.81 |
| | 240,906.96 | 781,998.01 |
| | 16,234,183.95 | 19,672,446.82 |

2

| | |
|--|----------------|
| | |
| | 143,465,019.32 |
| | |

2

| | | |
|--|------------------|------------------|
| | | |
| | 1,207,000,000.00 | 1,411,000,000.00 |
| | 15,294,086.25 | 14,591,610.75 |
| | 49,533,104.78 | 51,817,146.21 |
| | 201,198.55 | 1,031,998.97 |
| | 346,014.88 | 318,262.79 |
| | 1,272,374,404.46 | 1,478,759,018.72 |

3

| | | |
|--|--------------|--------------|
| | | |
| | 3,332,100.00 | 4,997,298.96 |
| | 3,332,100.00 | 4,997,298.96 |

4

| | | |
|--|--|--------------|
| | | |
| | | 4,217,700.00 |
| | | 4,217,700.00 |

5

| | | |
|--|--|--|
| | | |
|--|--|--|

6

| | | |
|--|-----------|------------|
| | | |
| | 13,269.31 | 132,252.26 |

| | | |
|--|-----------|------------|
| | 21,391.58 | 21,961.37 |
| | 34,660.89 | 154,213.63 |

79

1

| | | |
|-----|----------------|----------------|
| | | |
| 1 | -- | -- |
| | 127,230,835.37 | 138,271,078.99 |
| | 2,366,090.60 | 561,163.06 |
| | 31,713,473.36 | 28,759,660.36 |
| | | |
| | 3,041,983.23 | 1,983,323.53 |
| | 12,123,404.33 | 13,000,740.76 |
| " " | -380,883.09 | -74,559.84 |
| " " | 431,434.13 | 172,122.15 |
| " " | -1,803,616.85 | -525,900.00 |
| " " | 20,795,264.00 | -3,658,641.98 |
| " " | -2,660,562.77 | -360,945.85 |
| " " | -39,712.03 | 703,113.01 |
| " " | 280,618.99 | 78,885.00 |
| " " | -29,555,665.63 | -3,986,682.70 |
| " " | 75,978,581.88 | 196,879,482.75 |
| | 45,891,233.04 | -12,173,963.31 |

| | | |
|-----|----------------|----------------|
| " " | | |
| | | |
| | 285,412,478.56 | 359,628,875.93 |
| 2 | -- | -- |
| | | |
| | | |
| | | |
| 3 | -- | -- |
| | 345,501,171.15 | 260,779,824.27 |
| | 260,779,824.27 | 112,717,512.01 |
| | | |
| | | |
| | 84,721,346.88 | 148,062,312.26 |

2

| | |
|--|----|
| | |
| | -- |
| | -- |
| | -- |

3

| | |
|--|----|
| | |
| | -- |
| | -- |
| | -- |

4

| | | |
|--|--|--|
| | | |
|--|--|--|

| | | |
|--|----------------|----------------|
| | 345,501,171.15 | 260,779,824.27 |
| | 1,380.86 | 6,106.17 |
| | 345,499,790.29 | 260,773,718.10 |
| | 345,501,171.15 | 260,779,824.27 |

2020 12 31 105,000,000.00
 38,020,115.26 1,168,936.23 2,881,956.81 201,198.55
 293,620.50

80

" "

81

| | | |
|--|----------------|----|
| | | |
| | 147,565,827.35 | |
| | 15,255,290.31 | |
| | 5,939,500.84 | |
| | 168,760,618.50 | -- |

82

1

| | | | |
|--|---------------|--------|----------------|
| | | | |
| | -- | -- | |
| | 44,509,496.16 | 6.5249 | 290,420,011.49 |
| | 8,893.55 | 8.0250 | 71,370.74 |
| | 680,996.32 | 0.8416 | 573,126.50 |
| | 45,606.00 | 0.0632 | 2,882.30 |

| | | | |
|--|-------------------|------------|---------------|
| | 18,021.40 | 8.0250 | 144,621.74 |
| | | | |
| | | | |
| | -- | -- | |
| | | | |
| | | | |
| | | | |
| | 4,200,794,185.00 | 0.00028260 | 1,187,144.44 |
| | | | |
| | 4,450,548.33 | 6.5249 | 29,039,382.80 |
| | 14,790,316,448.00 | 0.00028260 | 4,179,743.43 |
| | | | |
| | 27,148.40 | 6.5249 | 177,140.60 |
| | 200,000,000.00 | 0.00028260 | 56,520.00 |

2

| | | |
|------|--|--|
| | | |
| | | |
| | | |
| CPTS | | |
| | | |

83

84

1

| | | | |
|--------------------------|--------------|--|--------------|
| | | | |
| " " | 357,000.00 | | 357,000.00 |
| IRAS JOBS SUPPORT SCHEME | 324,706.26 | | 324,706.26 |
| | 266,400.00 | | 266,400.00 |
| | 265,500.00 | | 265,500.00 |
| 2019 | 243,240.00 | | 243,240.00 |
| | 230,081.00 | | 230,081.00 |
| 2019 " " | 206,900.00 | | 206,900.00 |
| | 200,000.00 | | 200,000.00 |
| | 1,095,383.33 | | 1,095,383.33 |
| | 148,091.19 | | 148,091.19 |

2

3, 337, 260. 44
148, 091. 19

85

5

6

2

1

| | | | | | | | | |
|--|--|--|--|--|--|--|--|--|
| | | | | | | | | |
|--|--|--|--|--|--|--|--|--|

2

| | |
|--|--|
| | |
|--|--|

3

| | |
|--|--|
| | |
| | |

3

4

5

6

1

1

| | | | | 100.00% | | |
|------|--|--|--|---------|---------|--|
| | | | | 75.00% | 25.00% | |
| | | | | 100.00% | | |
| | | | | 100.00% | | |
| | | | | 100.00% | | |
| | | | | 100.00% | | |
| | | | | 100.00% | | |
| CPTS | | | | 100.00% | | |
| | | | | | 100.00% | |

2

| | | | | |
|--|--|--|--|--|
| | | | | |
|--|--|--|--|--|

3

| | | | | | | | | | | | | |
|--|--|--|--|--|--|--|--|--|--|--|--|--|
| | | | | | | | | | | | | |
| | | | | | | | | | | | | |

| | | | | | | | | | |
|--|--|--|--|--|--|--|--|--|--|
| | | | | | | | | | |
| | | | | | | | | | |

4

5

2

1

2

| | |
|--|--|
| | |
|--|--|

3

1

| | | | | | | |
|--|--|--|--|--|--|--|
| | | | | | | |
| | | | | | | |

20%

20%

2

| | | |
|--|---|---|
| | / | / |
| | | |

3

| | | |
|--|---|---|
| | / | / |
| | | |

4

| | | |
|--|----|----|
| | / | / |
| | -- | -- |
| | -- | -- |
| | -- | -- |
| | -- | -- |

5

6

| | | | |
|--|--|--|--|
| | | | |
|--|--|--|--|

7

8

4

| | | | | |
|--|--|--|--|---|
| | | | | / |
|--|--|--|--|---|

| | | | | | |
|--|--|--|--|--|--|
| | | | | | |
|--|--|--|--|--|--|

5

6

1.

1

m

1

2

2

1

2

3

4

2

2020

12 31

50.42% 2019 12 31 55.66%

| | | | 1 | 1-3 | 3 |
|--|----------------|----------------|----------------|-----|---|
| | 67,176.42 | 67,176.42 | 67,176.42 | | |
| | 11,527,826.95 | 11,527,826.95 | 11,527,826.95 | | |
| | 193,150,226.46 | 193,150,226.46 | 193,150,226.46 | | |
| | 2,632,446.10 | 2,632,446.10 | 2,632,446.10 | | |
| | 207,377,675.93 | 207,377,675.93 | 207,377,675.93 | | |

| | | | 1 | 1-3 | 3 |
|--|----------------|----------------|----------------|-----|---|
| | 7,820,346.39 | 7,820,346.39 | 7,820,346.39 | | |
| | 160,895,800.21 | 160,895,800.21 | 160,895,800.21 | | |
| | 3,700,954.36 | 3,700,954.36 | 3,700,954.36 | | |
| | 172,417,100.96 | 172,417,100.96 | 172,417,100.96 | | |

1.

2

2

1

| | -- | -- | -- | -- |
|----|----|---------------|--------------|---------------|
| 1. | | 51,396,693.27 | | 51,396,693.27 |
| 3 | | 51,396,693.27 | | 51,396,693.27 |
| 2 | | | 8,166,907.64 | 8,166,907.64 |
| | | 67,176.42 | | 67,176.42 |
| | -- | -- | -- | -- |

2

3

4

5

6

7

8

9

1

| | | | 100 | 24.54% | 24.54% |
|--|--|--|-----------|--------|--------|
| | | | 4,857.301 | 13.88% | 13.88% |

100.00%

24.54%

86.49%

13.88%

2

3

| | |
|--|--|
| | |
|--|--|

4



| | | | | | | |
|--|--|--|--|--|--|---|
| | | | | | | / |
|--|--|--|--|--|--|---|

/

/

| | | | | | | |
|---|---|---|---|---|---|---|
| / | / | / | / | / | / | / |
|---|---|---|---|---|---|---|

/

3

| | | | |
|--|--|--|--|
| | | | |
|--|--|--|--|

| | | | |
|--|--|------------|------------|
| | | | |
| | | 304,110.00 | 126,712.50 |
| | | | 152,055.00 |

2020

4

| | | | | |
|--|--|--|--|--|
| | | | | |
|--|--|--|--|--|

| | | | | |
|--|----------------|------------|------------|--|
| | | | | |
| | 150,000,000.00 | 2020 08 10 | 2022 04 18 | |
| | 30,000,000.00 | 2019 11 22 | 2021 11 22 | |

5

| | | | | |
|--|--|--|--|--|
| | | | | |
| | | | | |
| | | | | |

6

| | | | |
|--|--|--|---------------|
| | | | |
| | | | 11,449,470.00 |

7

| | | |
|--|--------------|--------------|
| | | |
| | 8,483,019.01 | 6,685,513.00 |

8

6

1

| | | | | |
|--|--|--|--|--|
| | | | | |
| | | | | |

2

| | | | |
|--|--|--------------|-----------|
| | | | |
| | | 2,527,000.00 | |
| | | | 21,110.39 |

7

8

1

2

3

4

5

1

2

1

2

3

10%

3

1

| | | | |
|--|---|--|--|
| | | | |
| | <p>1,000,020</p> <p>1,267.96</p> <p>2021 1</p> <p>2021</p> <p>5</p> <p>1 22 2021</p> <p>A</p> <p>2021 1</p> <p>29</p> <p>2021 2 1</p> <p>1,000,020</p> <p>0.34%</p> <p>1,267.96</p> | | |
| | | | |

2

| | |
|--|---------------|
| | 53,374,766.00 |
| | 53,374,766.00 |

3

4

| | | | | | |
|---|------|---------------|----------|-----|----------------|
| A | 2021 | 3,126,500 | 2021 2 1 | 106 | 106 |
| | | 21,885,500.00 | | | 297,526,500.00 |

1

1

| | | | |
|--|--|--|--|
| | | | |
|--|--|--|--|

2

| | | |
|--|--|--|
| | | |
|--|--|--|

2

3

1

2

4

5

| | | | | | | |
|--|--|--|--|--|--|--|
| | | | | | | |
|--|--|--|--|--|--|--|

6

1

2

| | | | | | | | | |
|--|--|--|--|--|--|--|--|--|
| | | | | | | | | |
|--|--|--|--|--|--|--|--|--|

| | | | | | | |
|----------------|----------------|----------------|---------------|---------------|---------------|------------------|
| 430,452,982.77 | 199,906,996.35 | 226,594,516.60 | 63,651,471.63 | 63,482,310.54 | 56,299,256.99 | 1,040,387,534.88 |
|----------------|----------------|----------------|---------------|---------------|---------------|------------------|

3

4

| | | |
|--|------------------|----------------|
| | | |
| | 430,452,982.77 | 283,764,373.50 |
| | 199,906,996.35 | 142,252,691.65 |
| | 226,594,516.60 | 160,153,579.19 |
| | 63,651,471.63 | 43,503,474.38 |
| | 63,482,310.54 | 47,149,748.04 |
| | 25,804,698.93 | 20,742,849.49 |
| | 1,009,892,976.82 | 697,566,716.25 |

7

8

1

1

| | | | |
|--------------|-------|--------------|---------|
| | | | |
| 1,502,207.54 | 0.96% | 1,502,207.54 | 100.00% |

| | | | | | | | | | | |
|--|---------|---|-------|--|---------|---------|---|-------|--|--------|
| | 5,980.8 | % | 62.10 | | 3,018.7 | 5,379.3 | % | 45.87 | | 033.45 |
| | 1 | | | | 1 | 2 | | | | |

1,502,207.54

| | | | | |
|--|--------------|--------------|---------|----|
| | | | | |
| | | | | |
| | 1,502,207.54 | 1,502,207.54 | 100.00% | |
| | 1,502,207.54 | 1,502,207.54 | -- | -- |

| | | | | |
|--|--|--|--|--|
| | | | | |
| | | | | |

540,754.56

| | | | | |
|--|----------------|------------|-------|--|
| | | | | |
| | | | | |
| | 81,566,146.33 | | | |
| | 72,987,626.94 | 540,754.56 | 0.74% | |
| | 154,553,773.27 | 540,754.56 | -- | |

| | | | | |
|--|--|--|--|--|
| | | | | |
| | | | | |

| | | |
|------|---|----------------|
| | | |
| 1 | 1 | 142,232,547.32 |
| 3 | | 130,876,200.19 |
| 3-6 | | 8,159,992.50 |
| 6-12 | | 3,196,354.63 |
| 1 | 2 | 8,963,794.35 |

| | | |
|---|---|----------------|
| 3 | | 4,859,639.14 |
| 4 | 5 | 4,859,639.14 |
| | | 156,055,980.81 |

2

| | 1,502,207.54 | | | | | 1,502,207.54 |
|--|--------------|-----------|--|------------|--|--------------|
| | 654,138.33 | 11,041.58 | | 124,425.35 | | 540,754.56 |
| | 2,156,345.87 | 11,041.58 | | 124,425.35 | | 2,042,962.10 |

| | | |
|--|--|--|
| | | |
|--|--|--|

3

| | |
|--|--|
| | |
|--|--|

| | | | | | |
|--|--|--|--|--|--|
| | | | | | |
|--|--|--|--|--|--|

124, 425. 35

4

| | 71,441,044.17 | 45.78% | |
|------|---------------|--------|------------|
| | 36,176,127.37 | 23.18% | 180,880.64 |
| [1] | 8,964,195.58 | 5.74% | 135,348.63 |

| | | | |
|---------------|----------------|--------|-----------|
| Panasonic[2] | 3,058,004.47 | 1.96% | 15,290.02 |
| CPTS | 2,978,018.91 | 1.91% | |
| | 122,617,390.50 | 78.57% | |

5

6

[1] Compal Broadband Networks, Inc. Compal Display Electronics Kunshan Co., Ltd.

[2] Panasonic Industrial Devices Slovakia Panasonic Global Procurement China Panasonic Industrial Devices Europe

2

| | | |
|--|--------------|--------------|
| | | |
| | | 2,245,472.07 |
| | 4,137,179.83 | 3,198,945.30 |
| | 4,137,179.83 | 5,444,417.37 |

1

1

| | | |
|--|--|--|
| | | |
|--|--|--|

2


| | | | | |
|--|--|--|--|--|
| | | | | |
|--|--|--|--|--|

3



2

1

| | | |
|---|--|--------------|
| | | |
|  | | 2,245,472.07 |
| | | 2,245,472.07 |

2

1

| | | | | |
|--|--|--|--|--|
| | | | | |
|--|--|--|--|--|

3

| | | | | |
|------------|--------|---------|--|----------|
| | 801.00 | -200.00 | | 601.00 |
| 2020 12 31 | 801.00 | 900.00 | | 1,701.00 |

| | | | | |
|---|---|--|--|--------------|
| | | | | |
| 1 | 1 | | | 3,235,280.83 |
| 3 | | | | 3,235,280.83 |
| 1 | 2 | | | 885,600.00 |
| 2 | 3 | | | 18,000.00 |
| | | | | 4,138,880.83 |

3

| | | | | | | |
|--|--|--|--|--|--|--|
| | | | | | | |
| | | | | | | |

| | | |
|--|--|--|
| | | |
|--|--|--|

4

| | |
|--|--|
| | |
|--|--|

| | | | | | |
|--|--|--|--|--|--|
| | | | | | |
|--|--|--|--|--|--|

5

| | | 3,219,260.83 | 3 | 77.78% | |
|--|----|--------------|-------|---------|----------|
| | | 885,600.00 | 12-24 | 21.40% | |
| | | 16,020.00 | 3 | 0.39% | 801.00 |
| | | 13,000.00 | 24 | 0.31% | 650.00 |
| | | 5,000.00 | 24 | 0.12% | 250.00 |
| | -- | 4,138,880.83 | -- | 100.00% | 1,701.00 |

6

| | | | | |
|--|--|--|--|--|
| | | | | |
|--|--|--|--|--|

7

8

3

| | 399,346,119.44 | 9,301,920.39 | 390,044,199.05 | 375,835,619.44 | 9,301,920.39 | 366,533,699.05 |
|--|----------------|--------------|----------------|----------------|--------------|----------------|
| | 399,346,119.44 | 9,301,920.39 | 390,044,199.05 | 375,835,619.44 | 9,301,920.39 | 366,533,699.05 |

1

| | 24,779,423.0 7 | | | | | 24,779,423.0 7 | |
|------|--------------------|-------------------|--|--|--|--------------------|--------------|
| | 26,181,090.1 4 | | | | | 26,181,090.1 4 | |
| | 26,459,084.9 9 | 20,000,000.0 0 | | | | 46,459,084.9 9 | |
| | 79,480,665.5 2 | | | | | 79,480,665.5 2 | |
| | 7,444,112.89 | | | | | 7,444,112.89 | |
| | 177,068,197. 70 | | | | | 177,068,197. 70 | |
| | 8,548.98 | | | | | 8,548.98 | |
| CPTS | 25,112,575.7 6 | 3,510,500.00 | | | | 28,623,075.7 6 | 9,301,920.39 |
| | 366,533,699. 05 | 23,510,500.0 0 | | | | 390,044,199. 05 | 9,301,920.39 |

2

3

4

| | | | | |
|--|----------------|----------------|----------------|----------------|
| | | | | |
| | | | | |
| | 594,473,394.11 | 416,166,515.41 | 556,687,130.82 | 389,197,948.74 |
| | 22,155,860.57 | 21,508,342.94 | 18,423,584.76 | 17,945,473.38 |
| | 616,629,254.68 | 437,674,858.35 | 575,110,715.58 | 407,143,422.12 |

| | | | | |
|--|---|---|--|--|
| | 1 | 2 | | |
| | | | | |
| | | | | |
| | | | | |
| | | | | |
| | | | | |
| | | | | |
| | | | | |

0.00

5

| | | |
|--|--------------|---------------|
| | | |
| | | 26,684,332.16 |
| | 1,323,700.00 | 89,050.00 |
| | 517,492.92 | 222,377.51 |
| | 1,841,192.92 | 26,995,759.67 |

6

1

| | | |
|--|--------------|----|
| | | |
| | -50,551.04 | |
| | 3,471,529.86 | |
| | 1,200,654.35 | |
| | 3,284,916.85 | |
| | -16,300.10 | |
| | 1,127,386.49 | |
| | 6,762,863.43 | -- |

1 —

1 —

2

| | | | |
|--|--------|------|------|
| | | | |
| | | / | / |
| | 13.31% | 0.43 | 0.43 |
| | 12.61% | 0.41 | 0.41 |

3

1

2

3

4

2020